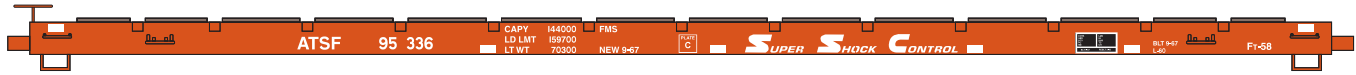


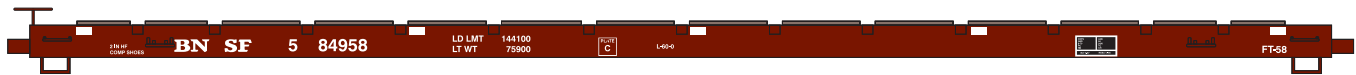


Announced: 9-21-10
Orders Due: 10-15-10
 ETA: March 2011

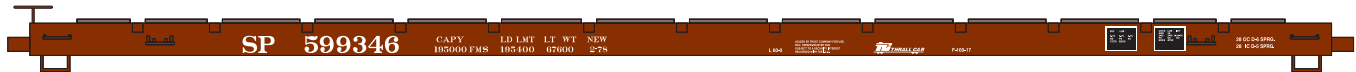
60' Flat Car



___ 97801 Santa Fe #95336	\$23.98
___ 97802 Santa Fe #95344	\$23.98
___ 97803 Santa Fe #95362	\$23.98



___ 97804 BNSF #584958	\$23.98
___ 97805 BNSF #585052	\$23.98
___ 97806 BNSF #585257	\$23.98



___ 97807 Southern Pacific #599346	\$23.98*
___ 97808 Southern Pacific #599378	\$23.98*
___ 97809 Southern Pacific #599392	\$23.98*



___ 97810 Trailer Train #90075	\$23.98
___ 97811 Trailer Train #90136	\$23.98
___ 97812 Trailer Train #90209	\$23.98



___ 97813 TTX #90238	\$23.98
___ 97814 TTX #90335	\$23.98
___ 97815 TTX #90409	\$23.98

Era: 1970s to present

- Fully assembled
- Razor-sharp printing and painting
- McHenry® scale knuckle couplers
- Perfect for small home layouts
- RP25 profile machined 33" metal wheel sets
- Weighted for optimum performance

Athearn Trains • 2883 East Spring Street • Suite 100 • Long Beach, CA • 90806
 310-763-7140 • fax 562-427-0536 • www.athearn.com