

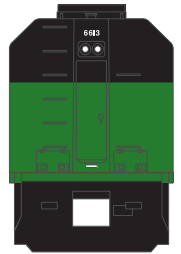

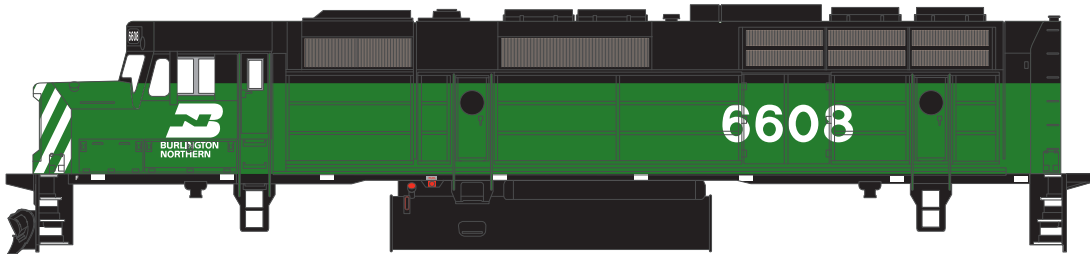
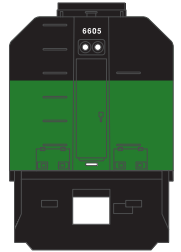
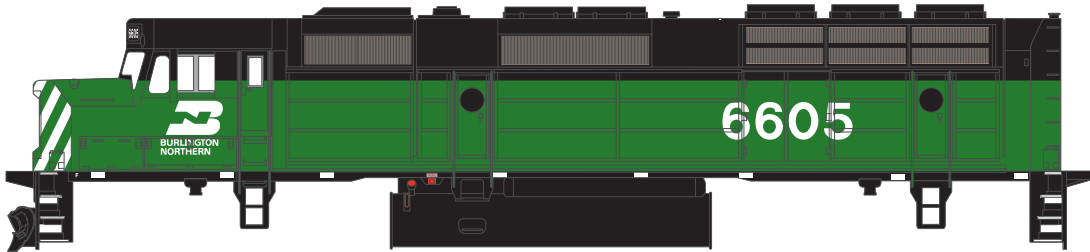


N F45 Locomotive

Announced: 2.28.14
Orders Due: 03/28/14

ETA: October 2014

Burlington Northern



Without Sound

ATH22428	#6603
ATH22429	#6605
ATH22430	#6608
ATH22431	#6613

With Sound

ATH22468	#6603
ATH22469	#6605
ATH22470	#6608
ATH22471	#6613

ROAD NUMBER FEATURES

- #6603
- Green side sill

- #6605
- Black side sill

- #6608
- Black side sill
- Winterization hatch

- #6613
- Green side sill
- Winterization hatch

ROAD NAME FEATURES

- Previous run: September 2011
- New road numbers
- Ex-Great Northern
- Snowplow pilot
- Rectangular cab door window
- High headlight
- Era: 1970-1984

ONE TIME OFFER!
SAVE \$70!
\$139.99

w/o Sound \$109.98 With **Tsunami**® Sound ~~\$209.98~~

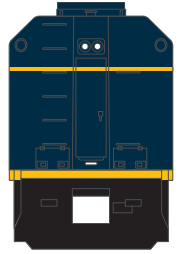


N F45 Locomotive

Announced: 2.28.14
Orders Due: 03/28/14

Santa Fe

ETA: October 2014



Without Sound

ATH22424	#5903
ATH22425	#5919
ATH22426	#5925
ATH22427	#5932

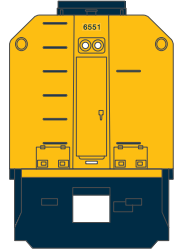
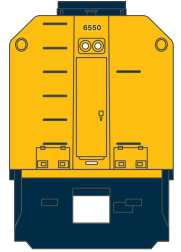
With Sound

ATH22464	#5903
ATH22465	#5919
ATH22466	#5925
ATH22467	#5932

ROAD NAME FEATURES

- Paint scheme: Pinstripe
- Previous run: June 2009
- New road numbers
- Sheet metal pilot
- Low headlight
- Rectangular cab door window
- Era: 1970+

BNSF



Without Sound

ATH22432	#6550
ATH22433	#6551
ATH22434	#6552

With Sound

ATH22472	#6550
ATH22473	#6551
ATH22474	#6552

ROAD NUMBER FEATURES

- #6550
- Air horn mounted in "as delivered" cab location
- #6551 and #6552
- Air horn moved to dynamic brake housing

ROAD NAME FEATURES

- New roadname
- Paint scheme: Santa Fe yellow bonnet with BNSF patches
- Ex-Santa Fe
- Sheet metal pilot
- Low headlight
- Rectangular cab door window
- Era: 1996-2002

ONE TIME OFFER!
SAVE \$70!
\$139.99

w/o Sound \$109.98 With **Tsunami**® Sound ~~\$209.98~~






N F45 Locomotive Montana Rail Link

Announced: 2.28.14
Orders Due: 03/28/14

ETA: October 2014



Without Sound

ATH22435 #390
ATH22436 #391

ROAD NUMBER FEATURES

- #390
- High headlight
- Cab "windwing" forward windows painted over
- Era: 1995-1999

ROAD NAME FEATURES

- Paint scheme: "Slash" logo
- Previous run: June 2009
- Snowplow pilot
- Rectangular cab door window

With Sound

ATH22475 #390
ATH22476 #391

- #391
- Low headlight
- Winterization hatch
- Era: 1994-1999

MODEL FEATURES

- Fully assembled and ready-to-run
- Fine-scale end handrails for scale appearance
- Non-skid end walks
- Painted and detailed cab interior
- 3-chime brass air horn
- Flush mounted porthole glass
- Rear door without porthole window
- Dynamic brakes
- 4,000 gallon fuel tank
- Flexicoil-C trucks with high-mount brake cylinders
- Operating body mounted McHenry knuckle spring couplers
- LED headlight
- DCC and sound ready (non-sound version)
- Minimum radius: 9 3/4"
- For a complete list of features, visit our website

Sound equipped models also feature:

- Onboard DCC decoder with SoundTraxx® Tsunami® decoder
- Sound units operate in both DC and DCC

ONE TIME OFFER!
SAVE \$70!
\$139.99

w/o Sound \$109.98 With Tsunami® Sound ~~\$209.98~~

