

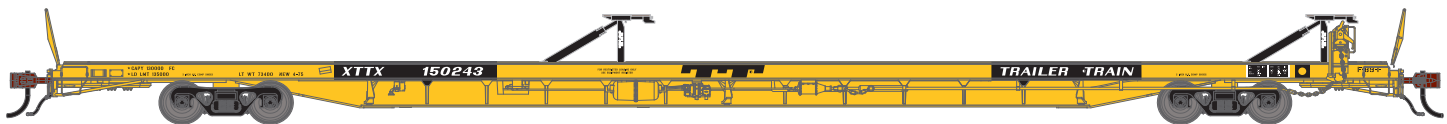
**Trailer Train**



- |           |                      |
|-----------|----------------------|
| ATHG-2229 | XTTX 'Brown' #153141 |
| ATHG-2230 | XTTX 'Brown' #153149 |
| ATHG-2231 | XTTX 'Brown' #153156 |
| ATHG-2232 | XTTX 'Brown' #153162 |

Era: 1965+

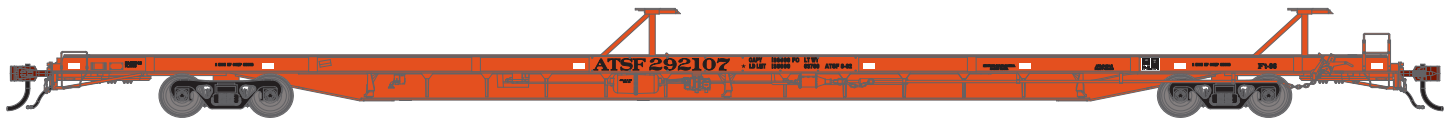
**Trailer Train**



- |           |                       |
|-----------|-----------------------|
| ATHG-2233 | XTTX 'Yellow' #150243 |
| ATHG-2234 | XTTX 'Yellow' #150245 |
| ATHG-2235 | XTTX 'Yellow' #150249 |
| ATHG-2236 | XTTX 'Yellow' #150252 |

Era: 1982+

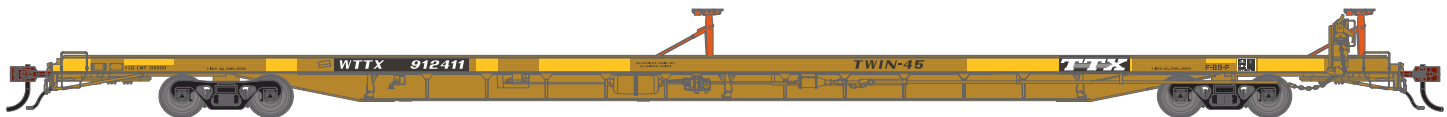
**Santa Fe**



- |           |              |
|-----------|--------------|
| ATHG-2237 | ATSF #292107 |
| ATHG-2238 | ATSF #292114 |
| ATHG-2239 | ATSF #292120 |
| ATHG-2240 | ATSF #292138 |

Era: 1982+

**Trailer Train**



- |           |                        |
|-----------|------------------------|
| ATHG-2241 | WTTX 'Twin 45' #912411 |
| ATHG-2242 | WTTX 'Twin 45' #912414 |
| ATHG-2243 | WTTX 'Twin 45' #914054 |
| ATHG-2244 | WTTX 'Twin 45' #930102 |

Era: 1991+

**\$54.99 INDIVIDUAL**

†Items listed are subject to cancellation if pre-order minimum production quantities are not met.

These items are subject to Horizon's MAP policy

Orders Due: 01.24.25  
ETA: AUGUST 2026



VISIT Your Local Retailer  
 CLICK Athearn.com  
 CALL 1.800.338.4639

**PROTOTYPE HISTORY:**

Introduced in the early 1960s, the Trailer Train (now TTX Company) F89-F flatcar has been a mainstay of contemporary railroading. A product of Bethlehem Steel Company's (BSC) Johnstown, PA plant, over 9,000 of these (89' 8" over the strikers) cars were built throughout the 1960s. Visually distinctive from other long flatcars of their era thanks to their "C" channel side sills, these versatile cars were adapted for many types of service and loadings over the years, ranging from Trailer-On-Flatcar (TOFC), to autoracks, to structural steel loading. While the majority went to Trailer Train, many were built for various railroads, typically for autorack service. Many were "de-racked" in later years, being reassigned and equipped for other service - TOFC, vehicle loading, pipe service, etc.

It wasn't unusual for these cars to see several different loading configurations throughout their careers, in order to meet the changing needs of shippers. In service with Trailer Train, the three or four-letter reporting marks indicated the cars' intended service and corresponding equipment. For example, an "XTTX" car was equipped with four collapsible hitches, capable of carrying various combinations of 28', 40', or 45' trailers. A car in the "RTTX" configuration featured a pair of fixed hitches at the ends, and a retractable hitch amidships, allowing it to carry a pair of long (up to 45') trailers back-to-back, or three 28' "pup" trailers.

This Athearn Genesis model was designed from the start to incorporate as many prototype details and variations as possible, based upon field measurements and builder diagrams, in order to appeal to modelers of multiple eras. Many new hitches, body variants, and other separate details were created, allowing us to accurately offer these cars in their different configurations over the years, from four-hitch "XTTX" cars, to the distinctive drawbar-connected "TTEX" Triple-57 "Long Runner" bulge-deck conversions introduced in 1987. And you can rest assured of its smooth performance, thanks to a heavy die-cast frame for reliable tracking, and our famed Genesis 70-ton ASF Ride-Control trucks with spinning bearing cap details, and .110" tread metal wheels.

Operationally, these cars are appropriate for any layout set from the 1960s to the present day. In TOFC service, F89-Fs could be found mixed into manifest trains, or as part of dedicated TOFC trains. It also wasn't uncommon to find them mixed into stack trains, alongside such cars as Gunderson Maxi-Is or Maxi-IIIs, which are also available from Athearn. The new F89-F also goes great with Athearn's extensive line of 40', 45', and 53' trailers, not to mention our various 20', 40', 45', 48', and 53' containers mounted on chassis, all of which are available in many different paint schemes to appeal to modelers of all eras.

**F89-F 89'8" TOFC Flat MODEL FEATURES:**

- Die-cast underframe
- Raised and lowered hitches included
- Detailed deck
- Decorated models fully-assembled and ready to run out of the box
- Separately applied wire grab irons on and ladders
- 70-Ton roller bearing trucks with animated rotating bearing caps installed
- Wheels with RP25 contours operate on Code 55, 70, 75, 80, 83, and 100 rail
- Minimum radius: 22"—Recommended radius: 24"+
- XTTX version: cars have 4 hitches to handle different trailer lengths. Extra raised and collapsed hitches included to model any configuration.
- Weighted for trouble-free operation
- Use for dedicated intermodal trains or mixed freight
- Wire formed brake plumbing
- Highly-detailed, injection-molded body
- Separately applied brake ratchet
- Machined metal wheels
- Body-mounted McHenry operating scale knuckle couplers

**\$54.99 INDIVIDUAL**


<sup>†</sup>Items listed are subject to cancellation if pre-order minimum production quantities are not met.

These items are subject to Horizon's MAP policy

**Orders Due: 01.24.25**

ETA: AUGUST 2026



 **VISIT** Your Local Retailer  
 **CLICK** Athearn.com  
 **CALL** 1.800.338.4639