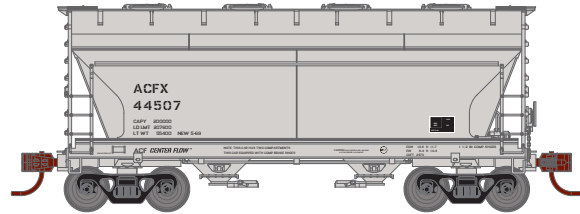


CSX



ATHGN24680 CSXT #220634 Era: 1989+
 ATHGN24681 CSXT #220653
 ATHGN24682 CSXT #220690/220693/220694

ACF Leasing



ATHGN24683 ACFX #44507 Era: 1970's+
 ATHGN24684 ACFX #44520
 ATHGN24685 ACFX #44525/44544/44571


Artwork variations per road number to reflect individual repaints in railroad shops. Stenciled "2900" cu.ft.

Burlington Northern



ATHGN24686 BN #435534 Era: 1980's+
 ATHGN24687 BN #435581
 ATHGN24688 BN #435510/435527/435601

Chicago, Burlington & Quincy




ATHGN24689 CBQ #183947 Era: 1966+
 ATHGN24690 CBQ #183954
 ATHGN24691 CBQ #183960/183975/183999

Corning Glass Works



ATHGN24692 NAHX #90401 Era: 1970+
 ATHGN24693 NAHX #90403
 ATHGN24694 NAHX #90404/90407/90409

Missouri Pacific*



ATHGN24695 MP #706005 Era: 1979+
 ATHGN24696 MP #706027
 ATHGN24697 MP #706044/706070/706089

NEW FEATURES:

- Rubber train line hoses (not shown)
- Separately applied coupler cut levers (not shown)
- Lower shelf McHenry coupler (BN & CSXT; not shown)

MODEL FEATURES:

- Photo-etched roof walks
- Separately applied wire grab irons and brake piping
- Detailed underbody
- Body-mounted McHenry® operating scale knuckle couplers
- Weighted for optimum performance
- Highly-detailed, injection-molded body
- Painted and printed for realistic decoration
- Minimum radius: 11"

PROTOTYPE AND BACKGROUND INFO:

The 2-bay covered hopper first entered service in the 1950s. The cars handle loads such as cement, sand and similar denser bulk commodities. In the 1960s, American Car and Foundry introduced the Centerflow design. The car's rounded body provided structural strength without the added weight of bracing, as well as making gravity unloading easier. This 2-bay car came in a 2,970-cubic foot capacity.

\$39.99 INDIVIDUAL | \$99.99 3-PACK

These items are subject to Horizon's MAP policy

Orders Due: 07.29.22

ETA: August 2023