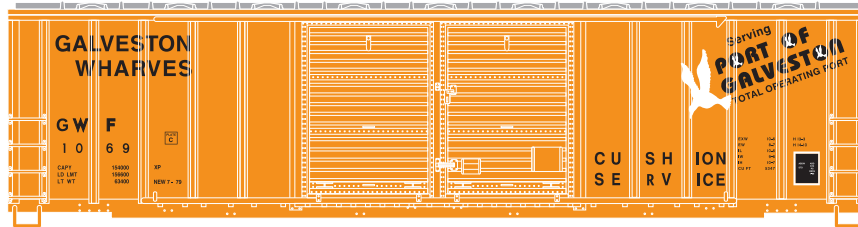


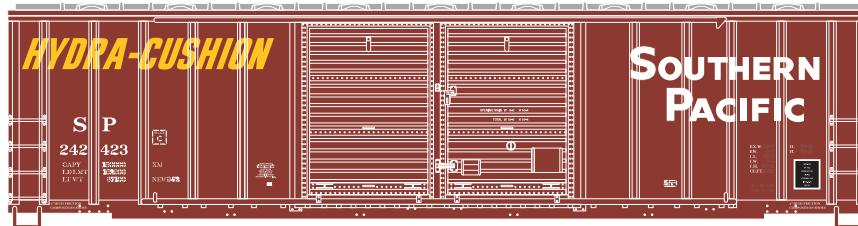


Announced: 11-17-09  
**Orders Due: 12-11-09**  
 ETA: April 2010

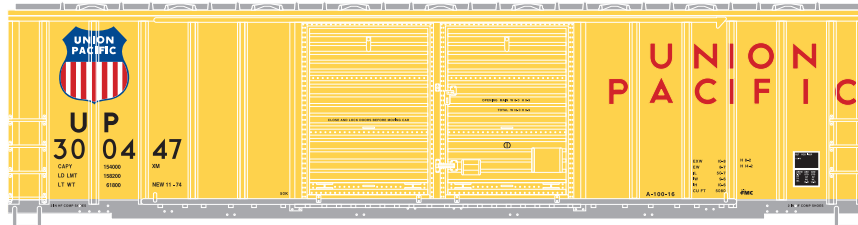
# 50' FMC Double Door Box Car



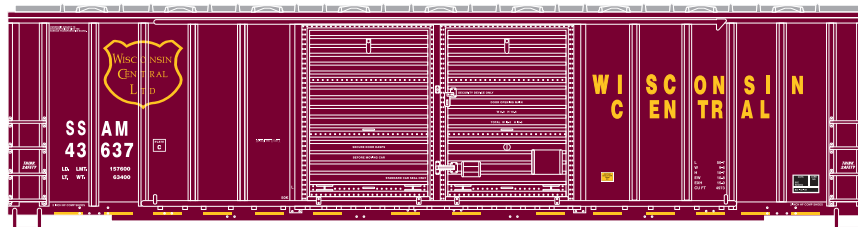
- \_\_\_ 87351 Galveston Wharves #1 \$21.98
- \_\_\_ 87352 Galveston Wharves #2 \$21.98
- \_\_\_ 87353 Galveston Wharves #3 \$21.98



- \_\_\_ 87354 Southern Pacific #1 \$21.98\*
- \_\_\_ 87355 Southern Pacific #2 \$21.98\*
- \_\_\_ 87356 Southern Pacific #3 \$21.98\*



- \_\_\_ 87357 Union Pacific #1 \$21.98\*
- \_\_\_ 87358 Union Pacific #2 \$21.98\*
- \_\_\_ 87359 Union Pacific #3 \$21.98\*



- \_\_\_ 87360 Wisconsin Central #1 \$21.98
- \_\_\_ 87361 Wisconsin Central #2 \$21.98
- \_\_\_ 87362 Wisconsin Central #3 \$21.98

Era: 1970s -1990s

- Fully assembled
- Razor-sharp printing and painting
- McHenry® scale knuckle spring couplers
- Perfect for small home layouts
- RP25 profile machined 33" metal wheel sets
- Weighted for optimum performance

Athearn Trains • 2883 East Spring Street • Suite 100 • Long Beach, CA • 90806  
 310-763-7140 • fax 562-427-0536 • www.athearn.com