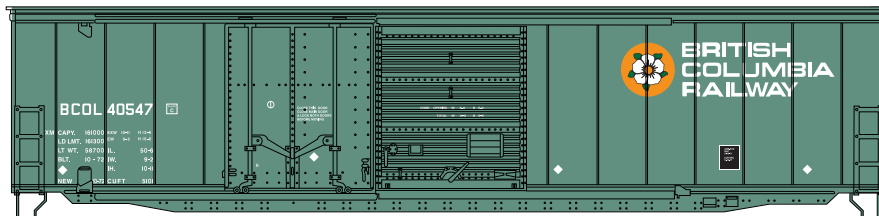


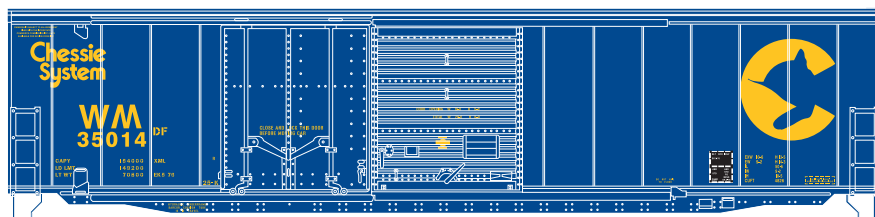


Announced: 11-17-09  
**Orders Due: 12-11-09**  
 ETA: April 2010

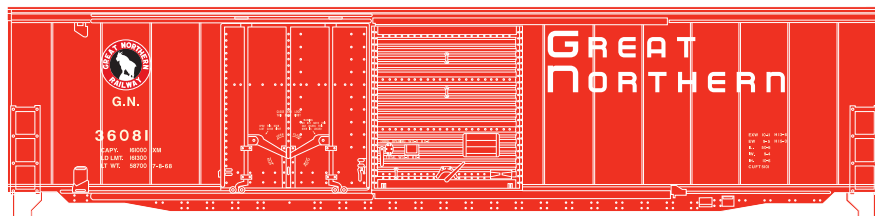
# 50' Combo Door Box Car



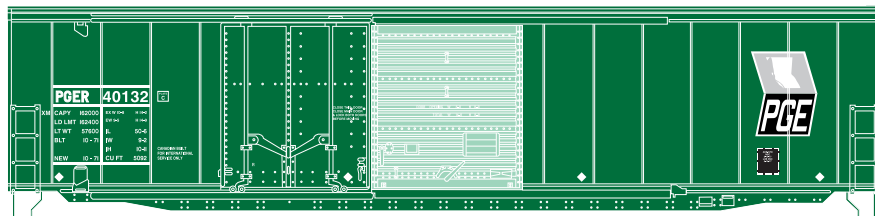
- \_\_\_\_\_ 89363 BC Rail #1 \$21.98
- \_\_\_\_\_ 89364 BC Rail #2 \$21.98
- \_\_\_\_\_ 89365 BC Rail #3 \$21.98



- \_\_\_\_\_ 89366 Chessie-Western Maryland #1 \$21.98
- \_\_\_\_\_ 89367 Chessie-Western Maryland #2 \$21.98
- \_\_\_\_\_ 89368 Chessie-Western Maryland #3 \$21.98



- \_\_\_\_\_ 89369 Great Northern #1 \$21.98
- \_\_\_\_\_ 89370 Great Northern #2 \$21.98
- \_\_\_\_\_ 89371 Great Northern #3 \$21.98



- \_\_\_\_\_ 89372 Pacific Great Eastern #1 \$21.98
- \_\_\_\_\_ 89373 Pacific Great Eastern #2 \$21.98
- \_\_\_\_\_ 89374 Pacific Great Eastern #3 \$21.98

Era: 1960s -1990s

- Fully assembled
- Razor-sharp printing and painting
- McHenry® scale knuckle spring couplers
- Perfect for small home layouts
- RP25 profile machined 33" metal wheel sets
- Weighted for optimum performance

Athearn Trains • 2883 East Spring Street • Suite 100 • Long Beach, CA • 90806  
 310-763-7140 • fax 562-427-0536 • www.athearn.com