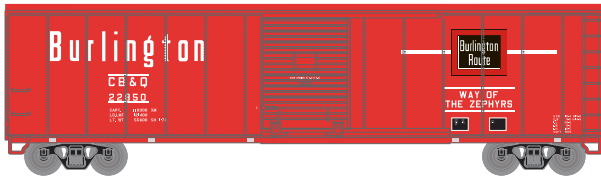


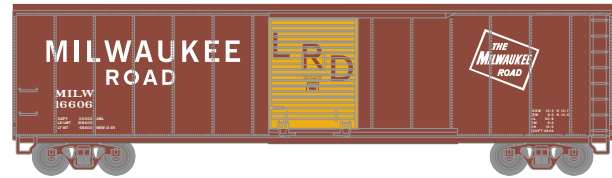
Chicago, Burlington & Quincy



RND15094 CB&Q #22850
RND15095 CB&Q #22866

Era: 1970's+

Milwaukee Road



RND15096 MILW #16606
RND15097 MILW #16611

Era: 1970's+

Pennsylvania



RND15098 PRR #72739
RND15099 PRR #72801

Era: 1950's+


Southern Pacific*



RND15100 SP #652910
RND15101 SP #653261

Era: 1960's+

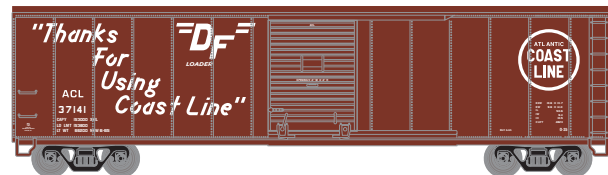
Western Pacific*



RND15102 WP #3021
RND15103 WP #3035

Era: 1970's+

Atlantic Coast Line



RND15104 ACL #37141
RND15106 ACL #38268

Era: 1965+

MODEL FEATURES:

- Weighted for optimum performance
- Machined RP25 profile 33" metal wheels
- McHenry scale knuckle spring couplers installed
- Fully-assembled and ready for your layout
- Razor-sharp painting and printing
- Minimum radius: 18"

PROTOTYPE AND BACKGROUND INFO

Pullman Standard built many freight cars over the years, but it is probably best known for its line of standardized designs of freight cars such as the PS-1 boxcar. The boxcar is considered one of the most versatile since it can carry most loads. Boxcars have side sliding doors of varying size and operation, and some include end doors and adjustable bulkheads to load very large items.

\$29.99 INDIVIDUAL

Orders Due: 02.24.23

ETA: MARCH 2024

VISIT Your Local Retailer

CLICK Athearn.com

CALL 1.800.338.4639

* Union Pacific Licensed Product