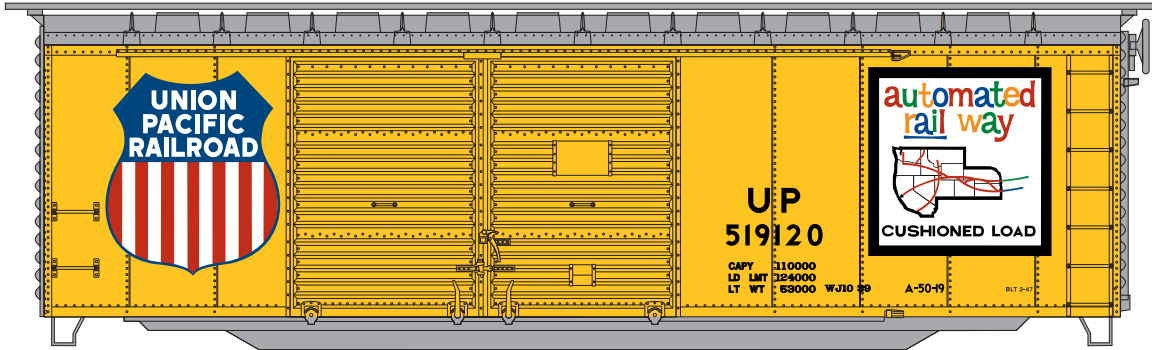




Announced: 12-16-08
 Orders Due: 1-16-09
 ETA: June 2009

40' Double Door Box Car




Era: 1950-1980s

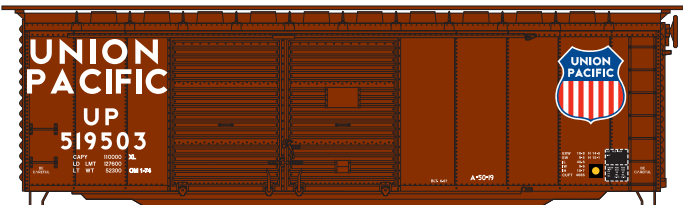
- Fully assembled
- Razor-sharp printing and painting
- McHenry® scale knuckle spring couplers
- Perfect for small home layouts
- RP25 profile machined 33" metal wheel sets
- Weighted for optimum performance



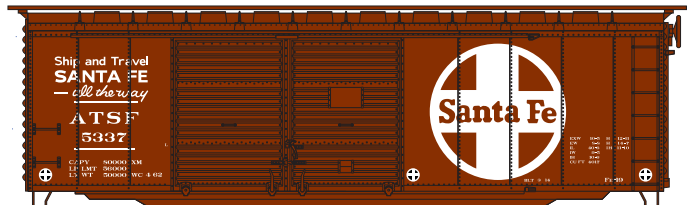
___ 70889 UP Ship & Travel #1 \$16.98*
 ___ 70890 UP Ship & Travel #2 \$16.98*



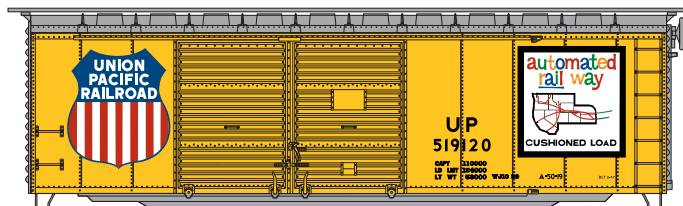
___ 70895 ATSF Grand Canyon #1 \$16.98
 ___ 70896 ATSF Grand Canyon #2 \$16.98



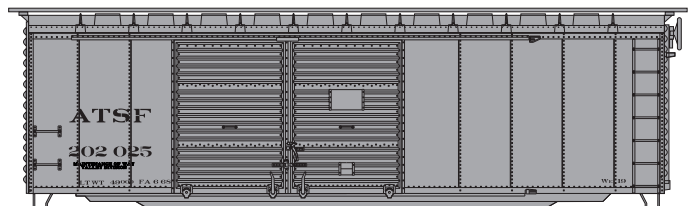
___ 70891 UP Shield #1 \$16.98*
 ___ 70892 UP Shield #2 \$16.98*



___ 70897 ATSF Large Logo #1 \$16.98
 ___ 70898 ATSF Large Logo #2 \$16.98



___ 70893 UP Map #1 \$16.98*
 ___ 70894 UP Map #2 \$16.98*



___ 70899 ATSF Work Train #1 \$16.98
 ___ 70900 ATSF Work Train #2 \$16.98

Athemn Trains • 1550 Glenn Curtiss Street • Carson, CA • 90746
 310-763-7140 • fax 310-763-7449 • www.athearn.com