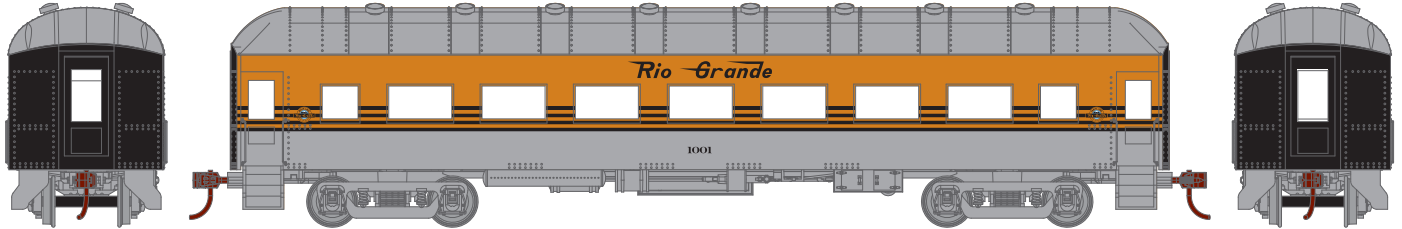



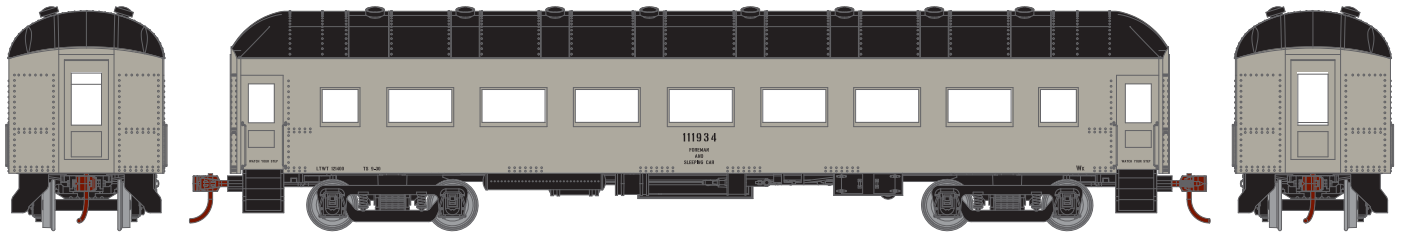
ARCH ROOF COACH



___ 86593 RIO GRANDE #1001 \$39.98*
 ___ 86613 RIO GRANDE #1004 \$39.98*



___ 86594 ERIE LACKAWANNA #1007 \$39.98
 ___ 86614 ERIE LACKAWANNA #1022 \$39.98



___ 86595 MAINTENANCE OF WAY #111934 \$39.98
 ___ 86615 MAINTENANCE OF WAY #111947 \$39.98



___ 86596 WESTERN PACIFIC #308 \$39.98*
 ___ 86616 WESTERN PACIFIC #315 \$39.98*

ERA: 1930s TO 1950s
 WITH THE MODEL DIE CASTING TOOLING AS THE FOUNDATION, WE HAVE MADE EXTENSIVE UP-GRADERS TO BRING YOU THESE FINE MODELS.

- NEW STIRRUP STEPS
- FULLY ASSEMBLED
- SEPARATE GRAB IRONS
- WEIGHTED FOR OPTIMUM PERFORMANCE
- MCHENRY® SCALE KNUCKLE SPRING COUPLERS
- 2 OR 3-AXLE TRUCKS, PER PROTOTYPE
- RAZOR SHARP PAINT AND PRINTING
- REMOVABLE ROOF-HELD WITH MAGNETS
- MACHINED 33" METAL RP25 PROFILE WHEELS
- RPO COMES WITH MAIL HOOK DETAILS, BOTH SIDES
- WINDOW GLAZING
- VESTIBULE PARTITIONS

ATHEARN TRAINS · 1600 FORBES WAY · SUITE 120 · LONG BEACH, CA · 90810
 310-763-7140 · FAX 310-895-7484 · 877-422-9316 · WWW.ATHEARN.COM