

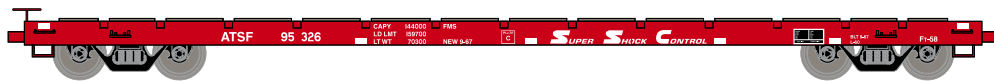


# HO 60' All-Purpose Flat Car

Announced 4.27.18  
Orders Due: 5.25.18

ETA: April 2019

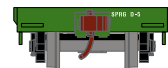
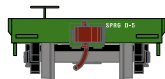
## Santa Fe



Era: 1979+

ATH92671 HO RTR 60' Flat, SF #95326  
ATH92672 HO RTR 60' Flat, SF #95373

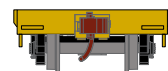
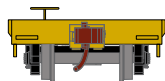
## Burlington Northern



Era: 1975+

ATH92673 HO RTR 60' Flat, BN #630843  
ATH92674 HO RTR 60' Flat, BN #630828


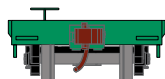
## Frisco



Era: 1968+

ATH92675 HO RTR 60' Flat, Frisco #3802  
ATH92676 HO RTR 60' Flat, Frisco #3805

## Great Northern



Era: 1965+

ATH92677 HO RTR 60' Flat, GN #161151  
ATH92678 HO RTR 60' Flat, GN #161040

## Missouri Pacific\*



Era: 1974+

ATH92679 HO RTR 60' Flat, MP #819820  
ATH92680 HO RTR 60' Flat, MP #819807

## Southern Railway



Era: 1977+

ATH92681 HO RTR 60' Flat, SOU #152057  
ATH92682 HO RTR 60' Flat, SOU #152024

**\$33.98**SRP



Visit Your Local Retailer | Visit [www.athearn.com](http://www.athearn.com) | Call 1.800.338.4639

\* Union Pacific Licensed Product



# HO 60' All-Purpose Flat Car

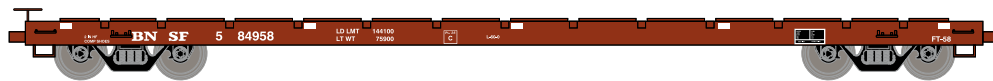
## Burlington Northern Santa Fe

Announced 4.27.18  
Orders Due: 5.25.18

ETA: April 2019



Era: 1996+



ATH92683 HO RTR 60' Flat, BNSF #584958  
ATH92684 HO RTR 60' Flat, BNSF #584986



## Delaware & Hudson



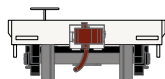
Era: 1990+



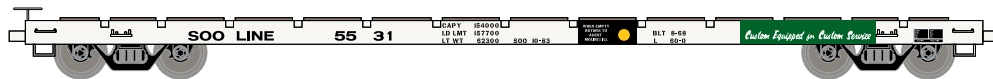
ATH92685 HO RTR 60' Flat, D&H #16144  
ATH92686 HO RTR 60' Flat, D&H #16141



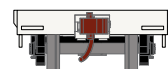
## Soo Line



Era: 1983+




ATH92687 HO RTR 60' Flat, SOO #5531  
ATH92688 HO RTR 60' Flat, SOO #5515



## Southern Pacific\*



Era: 1978+



ATH92689 HO RTR 60' Flat, SP #599311  
ATH92690 HO RTR 60' Flat, SP #599355



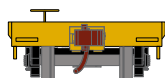
## Trailer Train



Era: 1968+



ATH92691 HO RTR 60' Flat, Trailer Train/Brown #97014  
ATH92692 HO RTR 60' Flat, Trailer Train/Brown #97076



Era: 1983+



ATH92693 HO RTR 60' Flat, TTX #91994  
ATH92694 HO RTR 60' Flat, TTX #92101



## All Road Names

### PROTOTYPE AND BACKGROUND INFO:

The 60' flatcar was introduced in the late 1960's to accommodate bulk loads of various large sizes not exceeding 60'. Each flat car was set up with stake pockets to assist stabilizing each load. Subsequently, these versatile all-purpose flatcars became the de-facto standard for lumber and pipe service during the era.

### MODEL FEATURES:

- Separately applied end details and brake wheel
- Weighted for optimum performance
- Razor sharp painting and printing
- 33" metal wheels with RP25 contours operate on all popular brands of track
- Body mounted McHenry operating scale knuckle couplers
- Window packaging for easy viewing plus interior plastic blister safely holds the model for convenient storage
- Replacement parts available
- Minimum radius: 18"

**\$33.98**SRP



Visit Your Local Retailer | Visit [www.athearn.com](http://www.athearn.com) | Call 1.800.338.4639

\* Union Pacific Licensed Product