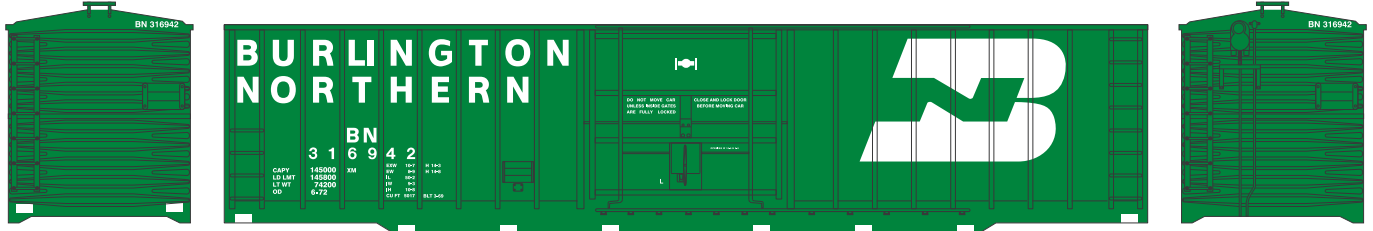


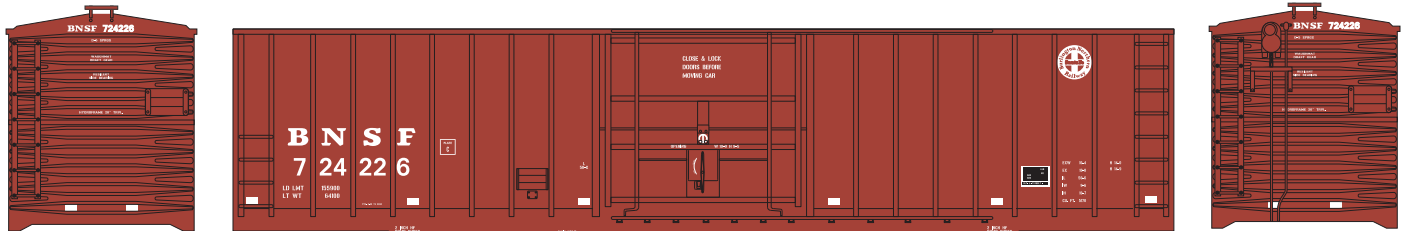


Announced: 3-22-11  
 Orders Due: 4-15-11  
 ETA: October 2011

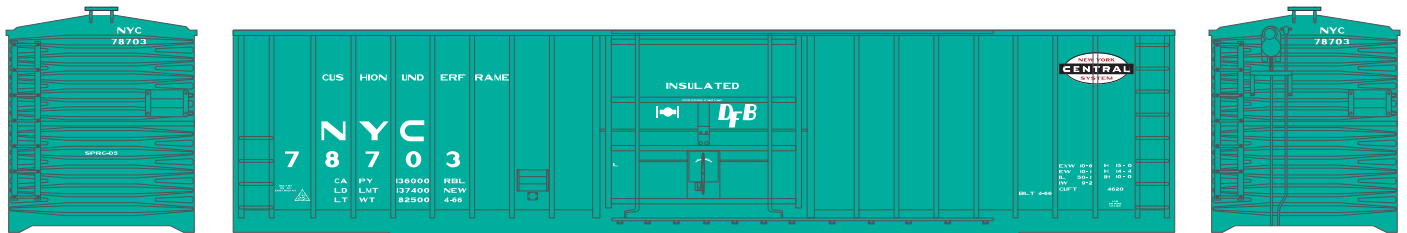
# 50' OB Plug Door Box Car




- \_\_\_ 81423 Burlington Northern #316942 \$19.98
- \_\_\_ 81424 Burlington Northern #317057 \$19.98
- \_\_\_ 81425 Burlington Northern #317086 \$19.98



- \_\_\_ 81426 BNSF #724226 \$19.98
- \_\_\_ 81427 BNSF #724428 \$19.98
- \_\_\_ 81428 BNSF #724597 \$19.98



- \_\_\_ 81429 New York Central #78703 \$19.98
- \_\_\_ 81430 New York Central #78725 \$19.98
- \_\_\_ 81431 New York Central #78746 \$19.98



- \_\_\_ 81432 Wisconsin Central #21209 \$19.98
- \_\_\_ 81433 Wisconsin Central #21257 \$19.98
- \_\_\_ 81434 Wisconsin Central #21264 \$19.98

Era: 1960s-1990s

- Fully assembled
- Razor-sharp printing and painting
- McHenry® scale knuckle spring couplers
- Perfect for small home layouts
- RP25 profile machined 33" metal wheel sets
- Weighted for optimum performance

Athearn Trains • 2883 East Spring Street • Suite 100 • Long Beach, CA • 90806  
 310-763-7140 • fax 562-427-0536 • www.athearn.com