

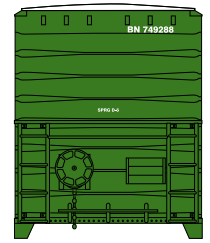
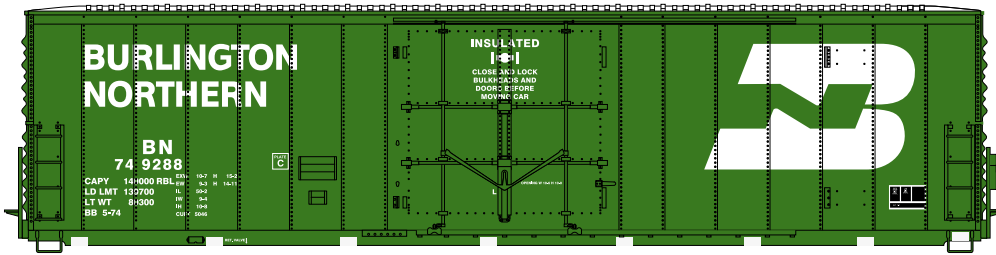



# HO 50' PC&F 10' 6" Door Boxcar

Announced 09.25.15  
Orders Due: 10.23.15

ETA: August 2016


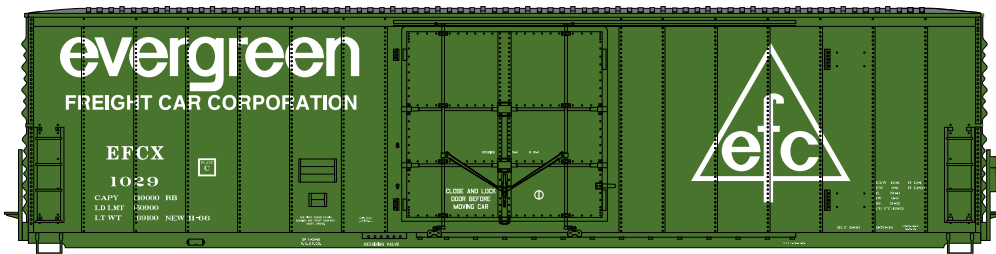
## Burlington Northern



Era: 1974+

ATHG63880	HO 50' PC&F Rivet Side Box w/10'6" Door, BN #749288
ATHG63881	HO 50' PC&F Rivet Side Box w/10'6" Door, BN #749291
ATHG63882	HO 50' PC&F Rivet Side Box w/10'6" Door, BN #749305

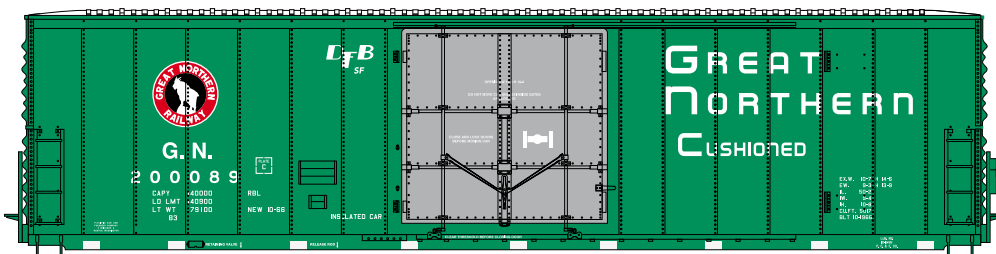
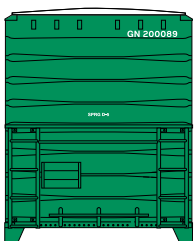
## Evergreen



Era: 1966+

ATHG63883	HO 50' PC&F Rivet Side Box w/10'6" Door, EFCX #1029
ATHG63884	HO 50' PC&F Rivet Side Box w/10'6" Door, EFCX #1489
ATHG63885	HO 50' PC&F Rivet Side Box w/10'6" Door, EFCX #2254

## Great Northern




Era: 1966+

ATHG63886	HO 50' PC&F Rivet Side Box w/10'6" Door, GN #200089
ATHG63887	HO 50' PC&F Rivet Side Box w/10'6" Door, GN #200111
ATHG63888	HO 50' PC&F Rivet Side Box w/10'6" Door, GN #200128

**\$37.98**

These items are subject to Horizon's MAP policy




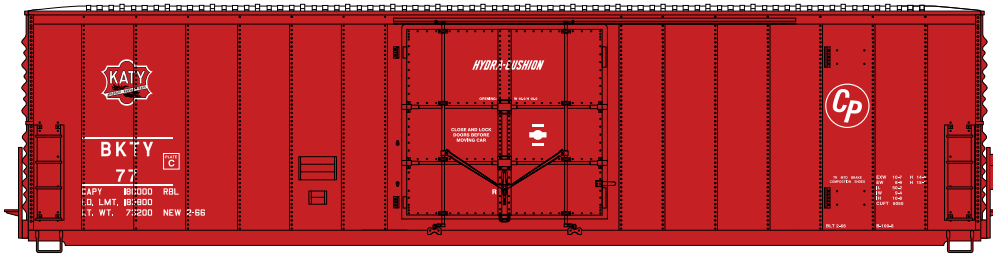


# HO 50' PC&F 10' 6" Door Boxcar

Announced 09.25.15  
Orders Due: 10.23.15

## Missouri Kansas Texas\*

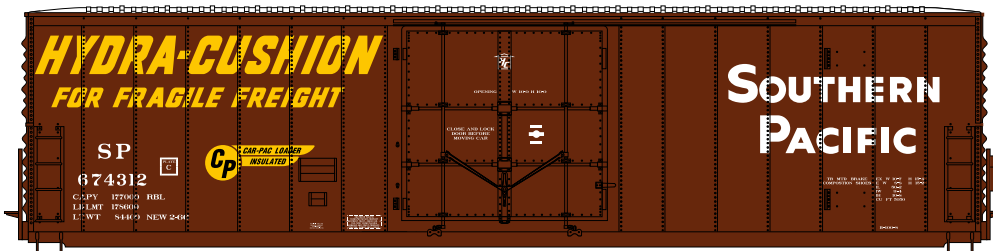

ETA: August 2016



Era: 1966+


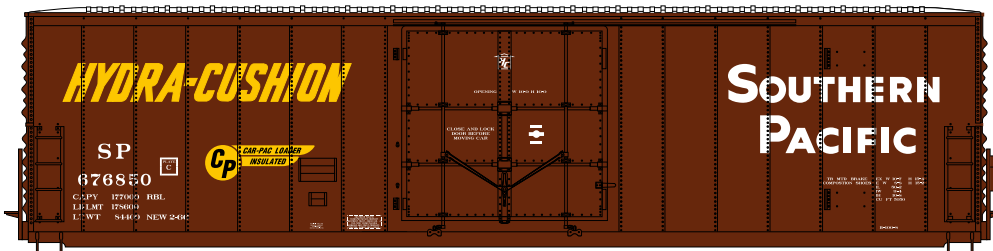

ATHG63889 HO 50' PC&F Rivet Side Box w/10'6" Door, MKT #77  
ATHG63890 HO 50' PC&F Rivet Side Box w/10'6" Door, MKT #89  
ATHG63891 HO 50' PC&F Rivet Side Box w/10'6" Door, MKT #94

## Southern Pacific\*



Era: 1966+

ATHG63892 HO 50' PC&F Rivet Side Box w/10'6" Door, SP #674312  
ATHG63893 HO 50' PC&F Rivet Side Box w/10'6" Door, SP #674315  
ATHG63894 HO 50' PC&F Rivet Side Box w/10'6" Door, SP #674428



Era: 1966+

ATHG63895 HO 50' PC&F Rivet Side Box w/10'6" Door, SP #676850  
ATHG63896 HO 50' PC&F Rivet Side Box w/10'6" Door, SP #676872  
ATHG63897 HO 50' PC&F Rivet Side Box w/10'6" Door, SP #676899

### FREIGHT CAR FEATURES:

- New road numbers
- Fully detailed full cushion underframe
- Separately applied door closure rods, metal grab irons and etched metal end platforms
- 70-Ton roller bearing trucks with operating bearing caps
- Era: early 1960s to present
- Minimum radius: 18"
- Recommended radius: 22"

### GENESIS FREIGHT CAR FEATURES:

- Fully-assembled and ready-to-run out of the box
- Accurately painted and printed for prototypical realism
- Highly-detailed, injection-molded body
- Separate wireform grab irons, etched metal coupler platforms,

- Coupler lift bars, trainline hoses, brake hoses, and hardware
- Full underframe detail: air brake reservoir, control valve, and brake cylinder with plumbing and brake rod details
- Trucks with animated rotating bearing caps
- Machined metal wheels
- Weighted for trouble free operation
- Wheels with RP25 contours operate on Code 55, 70, 75, 80, 83, 100 rail
- Body-mounted, McHenry operating scale knuckle couplers
- Multiple road numbers
- Window packaging for easy viewing, plus interior plastic blister safely holds the model for convenient storage
- Replacement parts available

**\$37.98**

These items are subject to Horizon's MAP policy  
\* Union Pacific Licensed Product

