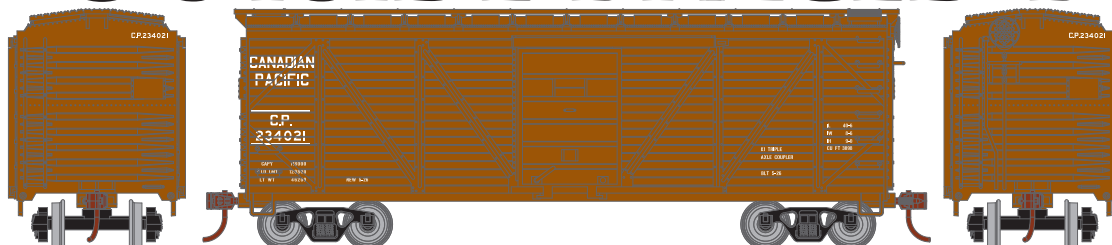
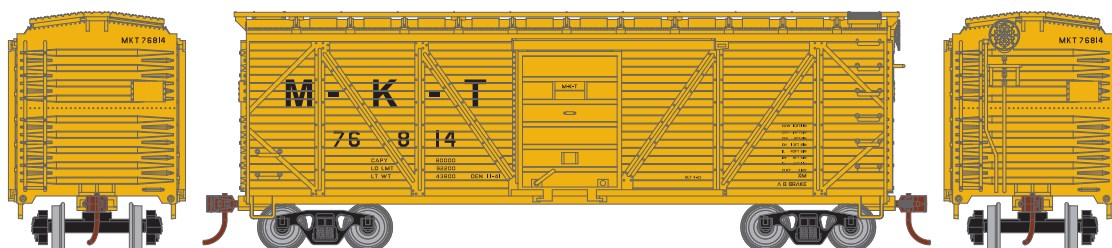


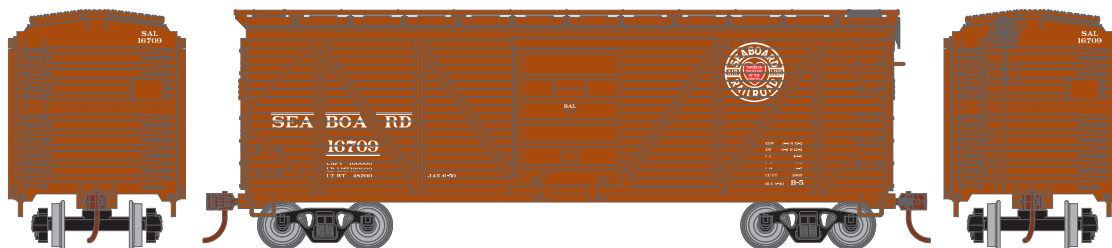
40' OUTSIDE BRACED BOX



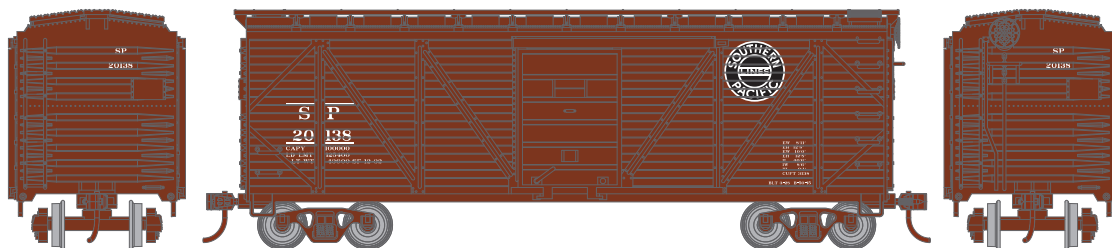
- 85701 CANADIAN PACIFIC #234021 \$19.98
- 85702 CANADIAN PACIFIC #236376 \$19.98
- 85703 CANADIAN PACIFIC #238534 \$19.98



- 85704 MKT #76814 \$19.98*
- 85705 MKT #76528 \$19.98*
- 85706 MKT #77367 \$19.98*



- 85707 SEABOARD AIRLINE #16709 \$19.98
- 85708 SEABOARD AIRLINE #15374 \$19.98
- 85709 SEABOARD AIRLINE #15832 \$19.98



- 85710 SOUTHERN PACIFIC #20138 \$19.98*
- 85711 SOUTHERN PACIFIC #20315 \$19.98*
- 85712 SOUTHERN PACIFIC #20449 \$19.98*

ERA: 1930S TO 1950S

- EX-MDC TOOLING WITH MINIMAL UPGRADES
- FULLY ASSEMBLED
- MCHENRY® SCALE KNUCKLE SPRING COUPLERS
- RAZOR SHARP PAINTING AND PRINTING
- WEIGHTED FOR OPTIMUM PERFORMANCE
- MACHINED 33" METAL RP25 PROFILE WHEELS

ATHEARN TRAINS • 1600 FORBES WAY • SUITE 120 • LONG BEACH, CA • 90810
 310-763-7140 • FAX 562-427-0536 • WWW.ATHEARN.COM