



## Chicago Great Western



Era: 1970s+

- RND2138 HO 1-Dome Tank, CGW #259
- RND2139 HO 1-Dome Tank, CGW #285
- RND2143 HO 1-Dome Tank, CGW Multi-pack (4)

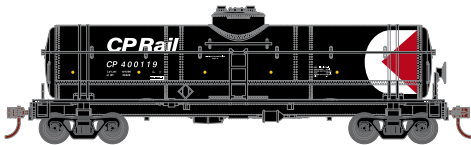
## CSX



Era: 1990s+

- RND2144 HO 1-Dome Tank, CSX #993368
- RND2145 HO 1-Dome Tank, CSX #993369
- RND2146 HO 1-Dome Tank, CSX #993370

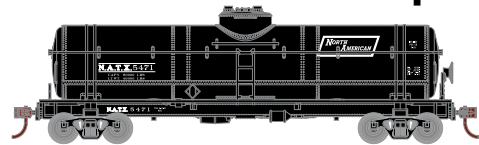
## CP Rail



Era: 1958+

- RND2147 HO 1-Dome Tank, CP #400119
- RND2148 HO 1-Dome Tank, CP #400127
- RND2149 HO 1-Dome Tank, CP Multi-pack (4)

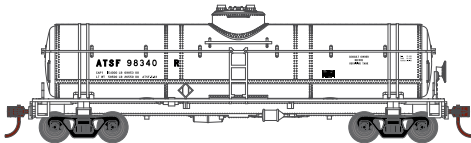
## North American Car Corporation



Era: Late 1930s+

- RND2153 HO 1-Dome Tank, NATX #5471
- RND2154 HO 1-Dome Tank, NATX #5477
- RND2155 HO 1-Dome Tank, NATX Multi-pack (4)

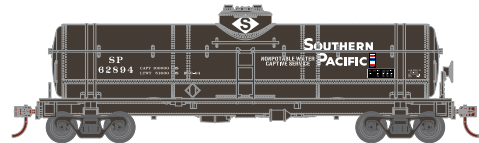
## Santa Fe



Era: 1940s+

- RND2156 HO 1-Dome Tank, ATSF #98340
- RND2157 HO 1-Dome Tank, ATSF #98344
- RND2158 HO 1-Dome Tank, ATSF Multi-pack (4)

## Southern Pacific\*

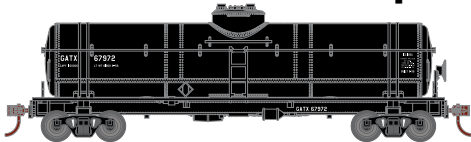


#Ready2Rust

Era: 1980s+

- RND2159 HO 1-Dome Tank, SP #62894
- RND2163 HO 1-Dome Tank, SP #62946
- RND2164 HO 1-Dome Tank, SP Multi-pack (4)


## General American Transportation



Era: 1940s+

- RND2165 HO 1-Dome Tank, GATX #67972
- RND2166 HO 1-Dome Tank, GATX #67991
- RND2167 HO 1-Dome Tank, GATX Multi-pack (4)

## Rock Island Refining Company



Era: 1940s+

- RND2168 HO 1-Dome Tank, RIRX #576
- RND2169 HO 1-Dome Tank, RIRX #588
- RND2174 HO 1-Dome Tank, RIRX Multi-pack (4)

## All Road Names

### PROTOTYPE AND BACKGROUND INFO:

The Roundhouse Single Dome Tank Car is based on a non-insulated car that was built starting in the 1930s. Many were owned by private refining companies; others were railroad-owned and used to transport and store fuel and water. Often, cars in this type of service were color-coded or had color bands to denote the commodity carried.

### MODEL FEATURES:

- Decorated models fully-assembled & read to run out of the box
- Separately applied brake wheel
- Body-Mounted McHenry® scale knuckle-spring Couplers
- Replacement parts available
- 4-Pack available with unique road numbers; Chicago Great Western, Santa Fe and Southern Pacific offer different paint schemes than picture shown.
- Highly-detailed, injection-molded body
- Weighted for trouble-free operation
- Machined metal wheels with RP25 contours operate on all popular brands of track
- Minimum radius: 15"

### PRIMED FOR GRIME MODELS FEATURE:

- Faded base colors matched to the prototype, the perfect starting point for adding grime and rust
- Patches applied and shaped per road number matching each corresponding side to the prototype
- Duplicated look and feel of "In Service" equipment; "Tattered and Torn" just like the real thing
- Some Prime for Grime models feature paint scheme variations



#Ready2Rust

**\$32.98** SRP - Individual

**\$126.98** SRP - 4-Pack

\* Union Pacific Licensed Product