



# N PS 4427 Covered Hopper

Announced 11.10.18  
**Orders Due: 12.28.18**

ETA: November 2019

**BRAND NEW FOR N-SCALE**

The effort continues to expand the Athearn N-scale product line. We are excited to bring to market another staple freight car for the North American prototype modelers. The Pullman Standard 4427 cubic foot 3-bay covered hopper had an exceptional amount of paint schemes in as delivered and secondary service. These cars were common all over North America.

## Harmon Grain



Era: 1967+

- |          |   |
|----------|---|
| ATH27419 | N PS 4427 Covered Hopper, TLDX Harmon Grain #7223 |
| ATH27420 | N PS 4427 Covered Hopper, TLDX Harmon Grain #7226 |
| ATH27421 | N PS 4427 Covered Hopper, TLDX Harmon Grain #7229 |
| ATH27422 | N PS 4427 Covered Hopper, TLDX Harmon Grain (3)   |

## Montana Rail Link



Era: 1990s+

- |          |   |
|----------|---|
| ATH27423 | N PS 4427 Covered Hopper, MRL Grey #45010 |
| ATH27424 | N PS 4427 Covered Hopper, MRL Grey #45038 |
| ATH27425 | N PS 4427 Covered Hopper, MRL Grey #45043 |
| ATH27426 | N PS 4427 Covered Hopper, MRL Grey (3)    |

## Pillsbury



Era: 1967+

- |          |  |
|----------|--|
| ATH27427 | N PS 4427 Covered Hopper, TLDX Pillsbury #6741 |
| ATH27428 | N PS 4427 Covered Hopper, TLDX Pillsbury #6757 |
| ATH27429 | N PS 4427 Covered Hopper, TLDX Pillsbury #6780 |
| ATH27430 | N PS 4427 Covered Hopper, TLDX Pillsbury (3)   |

**\$28.99** Individual SRP **\$84.99** 3-Pack SRP



Visit Your Local Retailer | Visit [www.athearn.com](http://www.athearn.com) | Call 1.800.338.4639

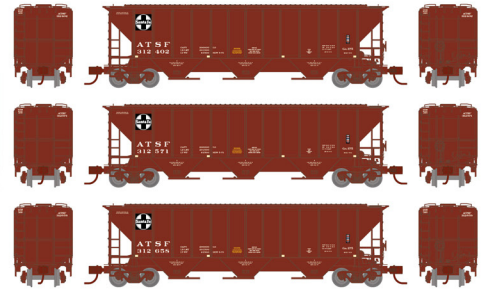




# N PS 4427 Covered Hopper

Announced 11.10.18  
Orders Due: 12.28.18

ETA: November 2019

## Santa Fe



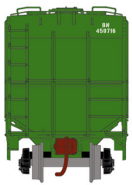


Era: 1966+

ATH27431  
ATH27432  
ATH27433  
ATH27434

N PS 4427 Covered Hopper, ATSF Early #307749  
N PS 4427 Covered Hopper, ATSF Early #308808  
N PS 4427 Covered Hopper, ATSF Early #309261  
N PS 4427 Covered Hopper, ATSF Early (3)

## Burlington Northern



Era: Late 1980s+

ATH27435  
ATH27436  
ATH27437  
ATH27438

N PS 4427 Covered Hopper, BN Late #450716  
N PS 4427 Covered Hopper, BN Late #450788  
N PS 4427 Covered Hopper, BN Late #450868  
N PS 4427 Covered Hopper, BN Late (3)

## Chicago & NorthWestern\*



Era: 1979+

ATH27439  
ATH27440  
ATH27441  
ATH27442

N PS 4427 Covered Hopper, CNW Green #170060  
N PS 4427 Covered Hopper, CNW Green #170158  
N PS 4427 Covered Hopper, CNW Green #170342  
N PS 4427 Covered Hopper, CNW Green (3)

**\$28.99** Individual SRP **\$84.99** 3-Pack SRP

\* Union Pacific Licensed Product



Visit Your Local Retailer | Visit [www.athearn.com](http://www.athearn.com) | Call 1.800.338.4639


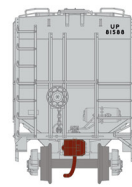




# N PS 4427 Covered Hopper

Announced 11.10.18  
Orders Due: 12.28.18

ETA: November 2019

## Union Pacific\*




Era: Late 1980s+

ATH27443  
ATH27444  
ATH27445  
ATH27446

N PS 4427 Covered Hopper, UP Shield #81588  
N PS 4427 Covered Hopper, UP Shield #81742  
N PS 4427 Covered Hopper, UP Shield #81854  
N PS 4427 Covered Hopper, UP Shield (3)

• 3 pack features cars with WP, CNW, and MP reporting marks

## Wisconsin Central



Era: Late 1980s+

ATH27447  
ATH27448  
ATH27449  
ATH27450

N PS 4427 Covered Hopper, WC #82017  
N PS 4427 Covered Hopper, WC #82036  
N PS 4427 Covered Hopper, WC #82108  
N PS 4427 Covered Hopper, WC (3)

## All Road Names

### PROTOTYPE AND BACKGROUND INFO:

Pullman-Standard dominated the covered hopper car market beginning in the 1950s, thanks to the design success of their PS-2 series of covered hoppers. In 1964 the 4427 cubic foot capacity covered hoppers were introduced. PS responded to increasing demand for efficiency by the railroads and shippers alike, carrying more per trip than the 40' boxcars with the signode grain door. Designed to carry bulk commodities, such as grain, these cars roamed the rails of North America for decades, attesting to their utilitarian functionality. These cars can still be seen today in service.

### MODEL FEATURES:

- Brand new N-scale model
- Fully assembled and ready for your layout
- Weighted for optimum performance
- Body mounted McHenry operating scale knuckle couplers
- Roller bearing trucks with 36" machined metal wheels and RP25 contours operate on all popular brands of track
- Packed in a jewel box for great display and storage opportunities
- Razor sharp painting and printing
- Screw mounted trucks for accurate tracking
- Body mounted McHenry knuckle spring couplers installed
- Operates on Code 55 and 80 rail
- Minimum radius: 9 3/4"

**\$28.99** Individual SRP **\$84.99** 3-Pack SRP



Visit Your Local Retailer | Visit [www.athearn.com](http://www.athearn.com) | Call 1.800.338.4639