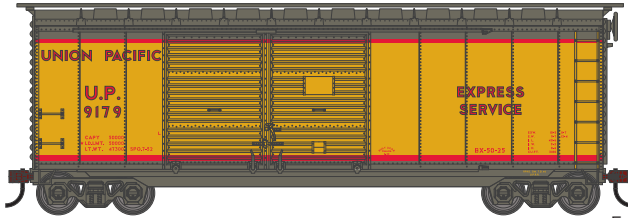




40ft Express Box Car

HO


Union Pacific*



Era: 1952+

ATH72243	UP #9179
ATH72244	UP #9188
ATH72245	UP #9202

Pennsylvania



Era: 1940's+

ATH72246	PRR #64657
ATH72247	PRR #64684
ATH72248	PRR #64920


Baltimore & Ohio



Era: 1940's+

ATH72249	BO #1604
ATH72250	BO #1605
ATH72251	BO #1607


Canadian Pacific



Era: 1940's+

ATH72252	CP #4902
ATH72253	CP #4904
ATH72254	CP #4908

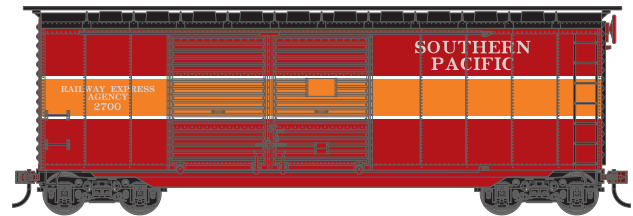
Rio Grande*



Era: 1960's+

ATH72255	DRGW #261
ATH72256	DRGW #264
ATH72257	DRGW #268

Southern Pacific*



Era: 1940's+

ATH72258	SP #2700
ATH72259	SP #2705
ATH72260	SP #2707

MODEL FEATURES:

- Double Youngstown doors
- Separately applied brake wheel and roof walk
- Screw-mounted express-type trucks
- Appropriate trucks with 33" machined metal wheels with RP25 contours
- Weighted for optimum performance
- Body-mounted McHenry® operating scale knuckle couplers
- Highly-detailed, injection-molded body
- Painted and printed for realistic decoration
- Minimum radius: 18"

PROTOTYPE AND BACKGROUND INFO:

During the heyday of passenger service, mail & express traffic was a viable part of the railroad business. These 40' double door boxcars, equipped with high speed trucks, represent prototype cars assigned to this service. They are decorated to match our recent release of 60' arch roof passenger cars.

\$36.99 INDIVIDUAL

Orders Due: 07.29.22

ETA: August 2023



VISIT Your Local Retailer

CLICK Athearn.com

CALL 1.800.338.4639

* Union Pacific Licensed Product