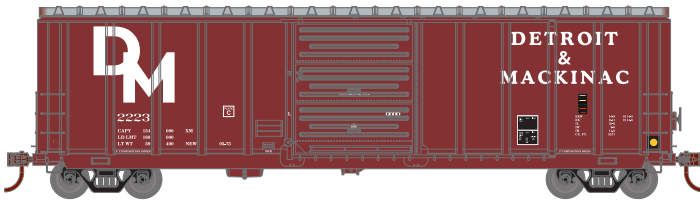




50ft PS 5277 Box Car

HO

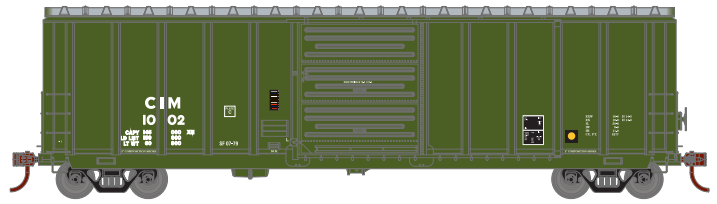
Detroit & Mackinac



ATH15953 DM #2223
ATH15954 DM #2250

Era: 1975+

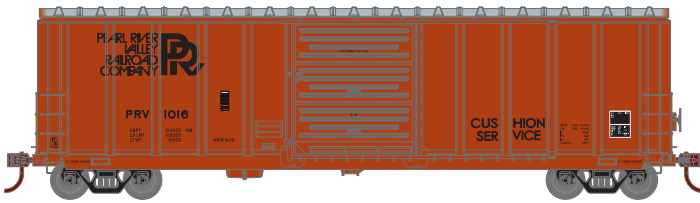
Chicago & Illinois Midland



ATH15955 CIM #1002
ATH15956 CIM #1005

Era: 1979+

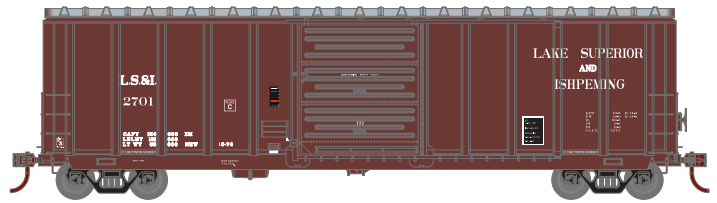
Pearl River Valley



ATH15957 PRV #1016
ATH15958 PRV #1023

Era: 1979+

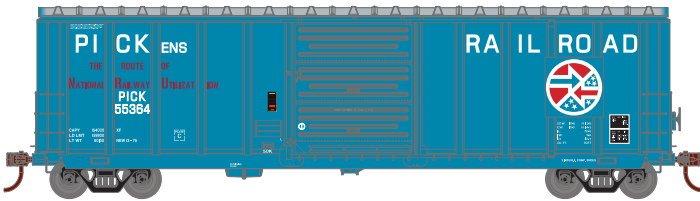
Lake Superior and Ishpeming



ATH15959 LS&I #2701
ATH15960 LS&I #2708

Era: 1974+

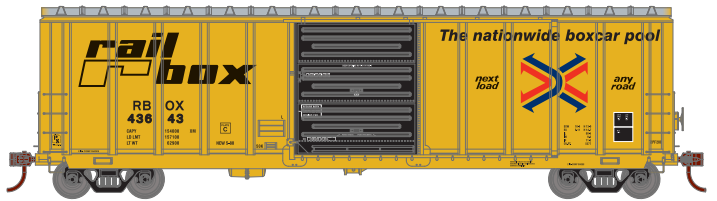
Pickens Railroad



ATH15961 PICK #55364
ATH15962 PICK #55389

Era: 1975+

Railbox



ATH15963 RBX #43643
ATH15964 RBX #43696

Era: 1980+

MODEL FEATURES:

- Single 10' Pullman Standard door
- Separately applied grab irons, end ladders, and brake wheel
- Photo-etch coupler cross-over platform
- Machined metal wheels with RP25 contours
- Weighted for optimum performance
- Body-mounted McHenry® operating scale knuckle couplers
- Highly-detailed, injection-molded body
- Painted and printed for realistic decoration
- Minimum radius: 18"

PROTOTYPE AND BACKGROUND INFO:

It was the mid 1970s, and the incentive per diem box car boom was just beginning. New, brightly painted box cars seemed to appear overnight. Many were lettered for various short lines. Pullman Standard (PS) was a significant builder of many of these cars. The 50' outside post, non-terminating end box car, became the foundation for new per diem cars built in the 1970s. The 50' PS cars also varied in door configuration and style to better suit each customer. These models can still be seen today in the modern railroading scene.

\$39.99 INDIVIDUAL

Orders Due: 07.29.22

ETA: August 2023



VISIT Your Local Retailer
CLICK Athearn.com
CALL 1.800.338.4639