



HO EMD F7

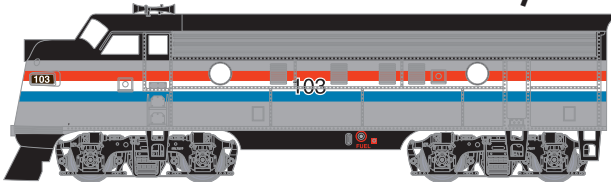
Announced: 8.29.13
Orders Due: 9.20.13

ETA: April 2014

Amtrak/Phase III

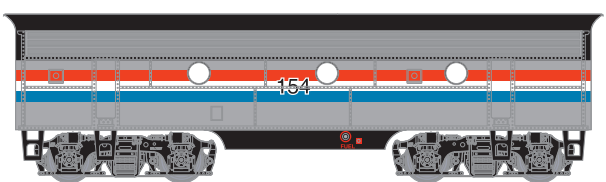


Previous Run:
August 2006
Era: Late 1970s
thru 1980s



ATH29210
ATH29214

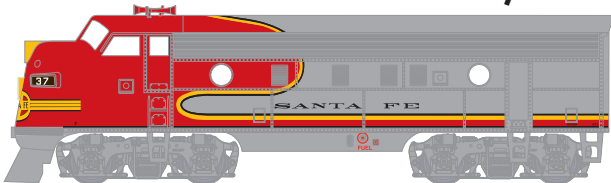
F7A #104
F7A/B Set #103 and #154



Santa Fe/Warbonnet

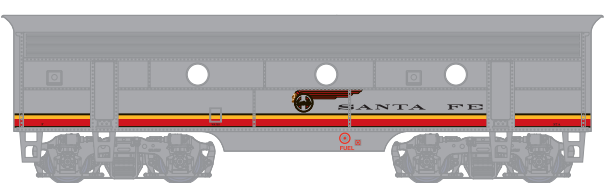


Previous Run:
June 2009
Era: 1950s thru
early 1970s



ATH29211
ATH29215


F7A #37C
F7A/B Set #37L and #37A



Norfolk Southern/Executive




Previous Run:
May 2008
Era: Early 2000s
to Present



ATH29212
ATH29216


F7A #4271
F7A/B Set #4270 and #4275



Southern Pacific*/Daylight

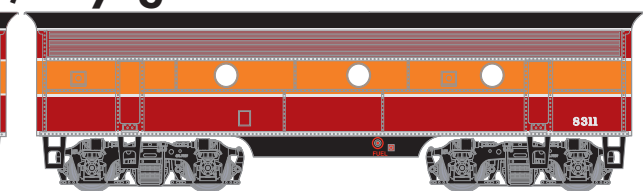


Previous Run:
February 2010
Era: 1950s thru
1960s



ATH29213
ATH29217

F7A #6483
F7A/B Set #6482 and #8311



F7A \$84.98

F7A/B Set \$124.98

MODEL FEATURES

- Separate F7A and F7A/B set to create an A-B-A consist
- See-through cab and/or portal windows
- Fully-assembled and ready-to-run out of the box
- F7A: Single or dual headlight per prototype
- F7A: Separately-applied horns
- F7A: all-wheel drive with precision gears for smooth and quiet operation
- F7A: Heavy die-cast frame for greater traction and more pulling power
- F7A: All-wheel electrical pickup provides reliable current flow
- F7A: 5-pole skew wound motor with precision-machined flywheels and multi-link drive train for trouble free operation
- F7B: non-powered
- McHenry operating scale knuckle couplers
- Minimum radius: 18"

* Union Pacific Licensed Product

