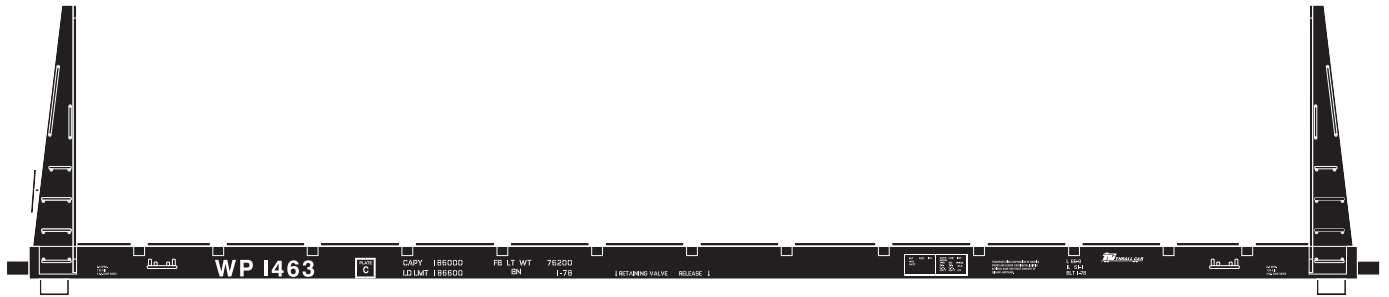




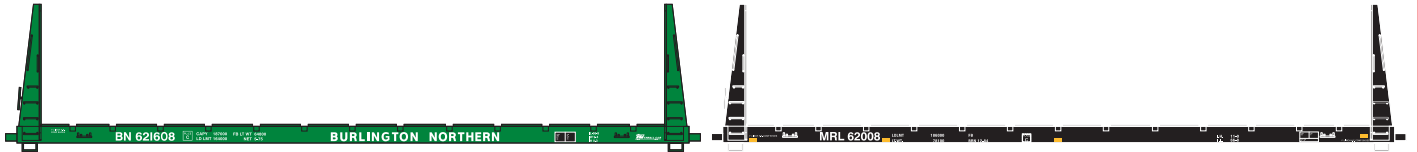
Announced: 10-20-09  
**Orders Due: 11-13-09**  
 ETA: March 2010

# 60' Bulkhead Flat Car

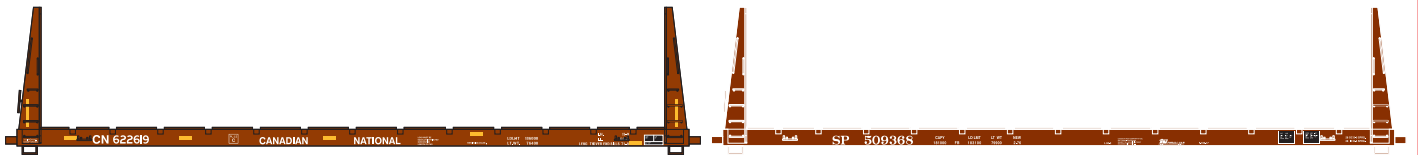


Era: 1970s to present

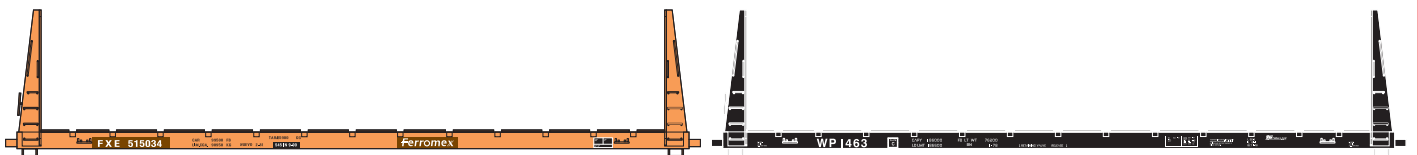
- Fully assembled and ready to operate
- Machined metal wheels
- McHenry® scale knuckle spring couplers
- Razor-sharp painting and printing



___ 88113 Burlington Northern #1	\$19.98	___ 88119 Montana Rail Link #1	\$19.98
___ 88114 Burlington Northern #2	\$19.98	___ 88120 Montana Rail Link #2	\$19.98



___ 88115 Canadian National #1	\$19.98	___ 88121 Southern Pacific #1	\$19.98*
___ 88116 Canadian National #2	\$19.98	___ 88122 Southern Pacific #2	\$19.98*



___ 88117 FXE-Ferromex #1	\$19.98	___ 88123 Western Pacific #1	\$19.98*
___ 88118 FXE-Ferromex #2	\$19.98	___ 88124 Western Pacific #2	\$19.98*

Athearn Trains • 2883 East Spring Street • Suite 100 • Long Beach, CA • 90806  
 310-763-7140 • fax 562-427-0536 • www.athearn.com