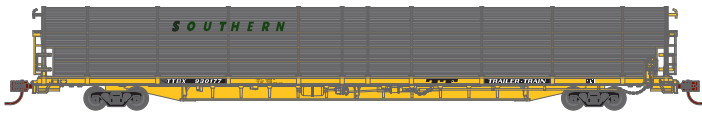




N-Scale F89-F Bi-Level Auto Rack

Announced 01.29.21
Orders Due: 02.26.21
ETA: January 2022

Southern



ATH15026
ATH15027
ATH15028

SOU #930177
SOU #930190
SOU #930202

Era: 1960s+

New York Central



ATH15029
ATH15030
ATH15031

NYC #913217
NYC #913213
NYC #913211

Era: 1960s+

Chicago, Burlington & Quincy

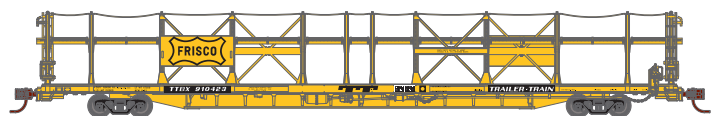


ATH15032
ATH15033
ATH15034

CBQ #930171
CBQ #930176
CBQ #930180

Era: 1960s+

Frisco

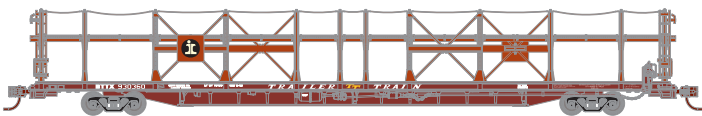


ATH15035
ATH15036
ATH15037

SLSF #910423
SLSF #910427
SLSF #910430

Era: 1960s+

Illinois Central

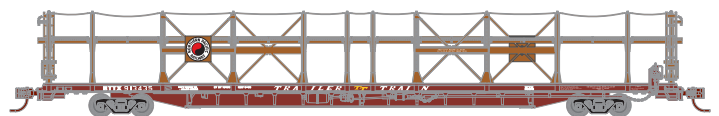


ATH15038
ATH15039
ATH15040

IC #930360
IC #930363
IC #930368

Era: 1960s+

Northern Pacific



ATH15041
ATH15042
ATH15043

NP #913435
NP #913604
NP #913677

Era: 1960s+

All Road Names

MODEL FEATURES:

- Die-cast underframe
- Accurate Whitehead and Kales Auto Rack
- Body mounted McHenry operating knuckle couplers
- Highly-detailed, injection-molded body

- Authentic undulating safety railing
- End bridge plates per prototype and era
- Detailed deck
- Minimum radius: 10" — Recommended radius: 12+"



Building on a rich tradition started in 1946, the Athearn® brand is home to the hobby's best-loved models. Athearn has brought the joy of model railroading to you for 75 years, starting from our classic 'Blue-Box' kits to our most recent Genesis® 2.0 line. With accurate detailing and painting, Athearn is the brand that any hobbyist is proud to own and operate. No matter your era or favorite railroad, Athearn truly is "Trains in Miniature."



\$49.99 INDIVIDUAL

ATHEARN

VISIT Your Local Retailer
 CLICK Athearn.com
 CALL 1.800.338.4639

