




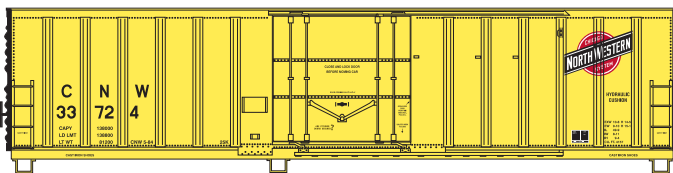
Announced: 9-16-08
 Orders Due: 10-10-08
 ETA: April 2009

50' NACC Boxcar



Era: Late 1960s - 1990s

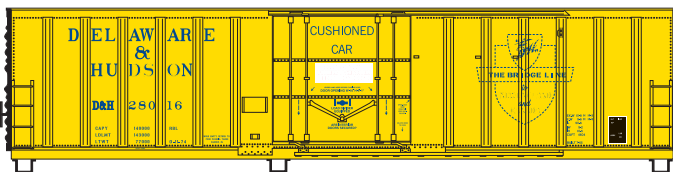
- McHenry® scale knuckle spring couplers
- RP25 machined metal wheels
- Weighted for optimum performance
- Pullman Standard or Stanray (Superior) roof (to match prototype)
- Applied metal grab irons and etched end platforms
- Ready-To-Roll 70 ton trucks
- Pullman Standard or Superior plug doors



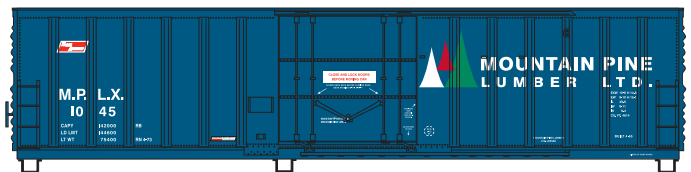
- ___ 88151 C&NW #1 \$19.98*
- ___ 88152 C&NW #2 \$19.98*



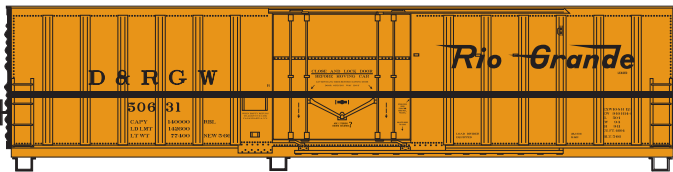
- ___ 88157 Hamms #1 \$19.98
- ___ 88158 Hamms #2 \$19.98



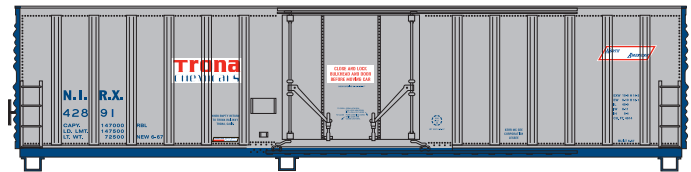
- ___ 88153 D&H #1 \$19.98
- ___ 88154 D&H #2 \$19.98



- ___ 88159 Mountain Pine #1 \$19.98
- ___ 88160 Mountain Pine #2 \$19.98



- ___ 88155 D&RGW #1 \$19.98*
- ___ 88156 D&RGW #2 \$19.98 *



- ___ 88161 Trona Chemical #1 \$19.98
- ___ 88162 Trona Chemical #2 \$19.98

Athearn Trains • 1550 Glenn Curtiss Street • Carson, CA • 90746
 310-763-7140 • fax 310-763-7449 • www.athearn.com