

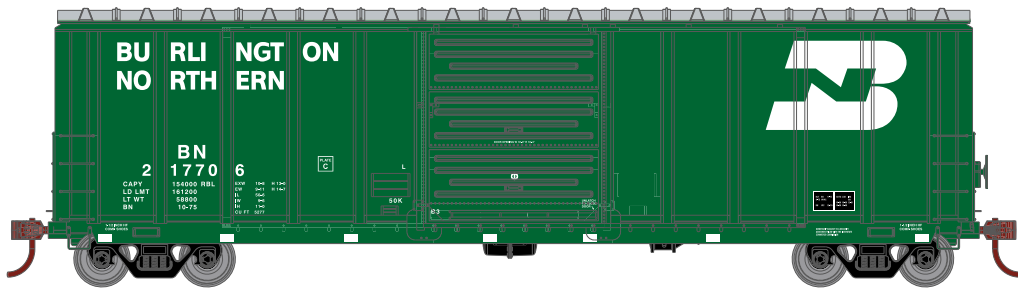


# HO 50' PS 5277 Box Car

Announced 10.28.16  
**Orders Due: 11.25.16**

ETA: September 2017


## Burlington Northern



Era: 1985+

ATH17821 HO RTR 50' PS 5277 Box, BN #217706  
 ATH17822 HO RTR 50' PS 5277 Box, BN #217725  
 ATH17823 HO RTR 50' PS 5277 Box, BN #217735



## Canadian National



Era: 2005+

ATH17824 HO RTR 50' PS 5277 Box, CN #417440  
 ATH17825 HO RTR 50' PS 5277 Box, CN #417489  
 ATH17826 HO RTR 50' PS 5277 Box, CN #417494



## Canadian Pacific



Era: 2000+

ATH17827 HO RTR 50' PS 5277 Box, CPR #214874  
 ATH17828 HO RTR 50' PS 5277 Box, CPR #214869  
 ATH17829 HO RTR 50' PS 5277 Box, CPR #214876

## Norfolk Southern



Era: 2005+

ATH17831 HO RTR 50' PS 5277 Box, NS #450627  
 ATH17832 HO RTR 50' PS 5277 Box, NS #450647  
 ATH17833 HO RTR 50' PS 5277 Box, NS #450745

**\$29.98** SRP



Visit Your Local Retailer | Visit [www.athernn.com](http://www.athernn.com) | Call 1.800.338.4639



# HO 50' PS 5277 Box Car


Announced 10.28.16  
Orders Due: 11.25.16

ETA: September 2017

## Railbox



Era: 1980+



ATH17834  
ATH17835  
ATH17836

HO RTR 50' PS 5277 Box, RBOX #37989  
HO RTR 50' PS 5277 Box, RBOX #38128  
HO RTR 50' PS 5277 Box, RBOX #38314



## Southern



Era: 1977+



ATH17837  
ATH17838  
ATH17839

HO RTR 50' PS 5277 Box, SOU #524717  
HO RTR 50' PS 5277 Box, SOU #524748  
HO RTR 50' PS 5277 Box, SOU #524781



## All Road Names

### PROTOTYPE AND BACKGROUND INFO:

It was the mid 1970s, and the incentive per diem box car boom was just beginning. A new TrailerTrain initiative called RailBox aimed at streamlining boxcar pooling and availability. Pullman Standard was a significant builder of many of these cars. The 50' outside post, non-terminating end box car, became the foundation for new per diem cars built in the 1970s. Some of the RailBox 50' PS cars started to be distributed to partner railroads in the late 1980s. These models can still be seen today in the modern railroading scene.

### MODEL FEATURES:

- Fully-assembled and ready to run out of the box
- Highly-detailed, injection-molded body
- Separately applied side/end ladders and brake wheel
- Painted and printed for realistic decoration
- Weighted for trouble free operation
- 33" machined metal wheels with RP25 contours operate on all popular brands of track
- Body mounted McHenry operating scale knuckle couplers
- Window packaging for easy viewing plus interior plastic blister safely holds the model for convenient storage
- Replacement parts available
- Minimum radius: 18"

**\$29.98**SRP



Visit Your Local Retailer | Visit [www.athearn.com](http://www.athearn.com) | Call 1.800.338.4639