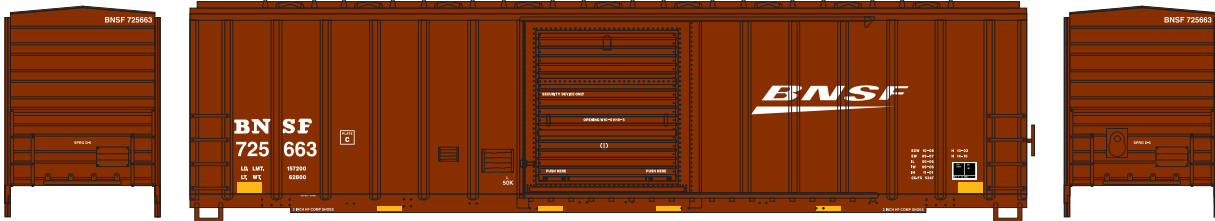


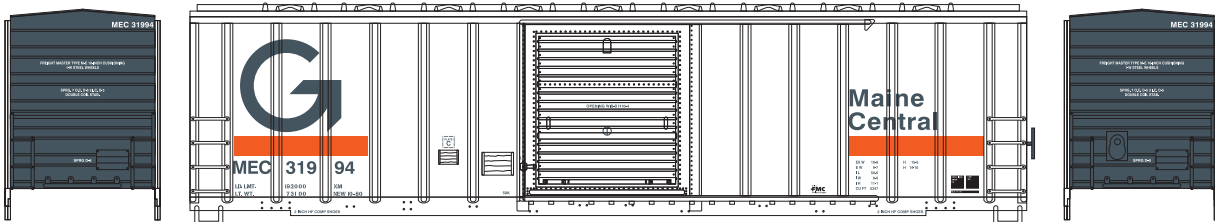


Announced: 2-22-11
Orders Due: 3-18-11
 ETA: September 2011

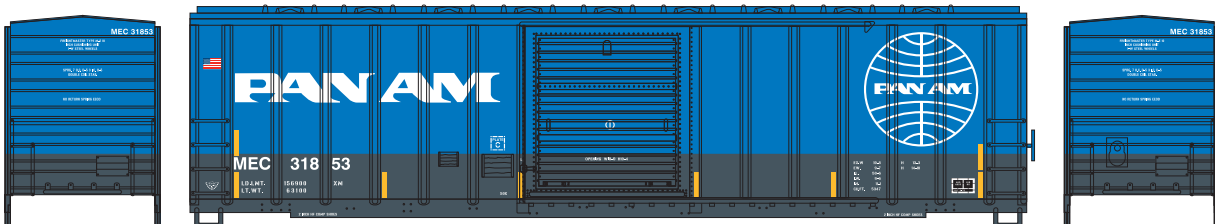
50' FMC Single Door Box



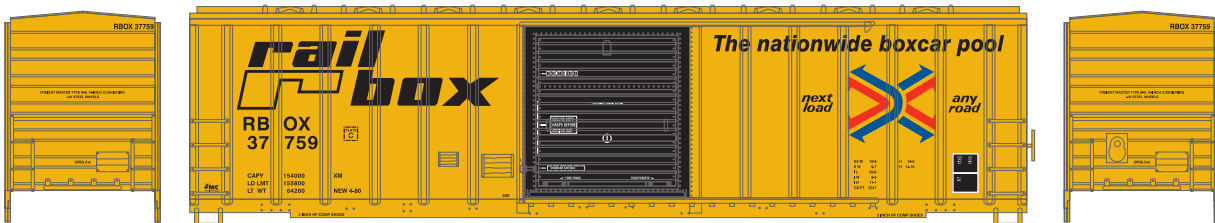
- 24200 BNSF #725663 \$18.98
- 24201 BNSF #725686 \$18.98
- 24202 BNSF #725695 \$18.98



- 24203 Guilford/MEC #31994 \$18.98
- 24204 Guilford/MEC #32062 \$18.98
- 24205 Guilford/MEC #32127 \$18.98



- 24206 Pan Am #31853 \$18.98
- 24207 Pan Am #32047 \$18.98
- 24208 Pan Am #32132 \$18.98



- 24209 Railbox Early #37759 \$18.98
- 24210 Railbox Early #38157 \$18.98
- 24211 Railbox Early #38525 \$18.98

Era: 1970s -1990s

- Fully assembled
- Screw mounted trucks for enhanced performance
- McHenry® knuckle spring couplers
- Fully detailed molded under frames
- Razor-sharp printing and painting
- Weighted for optimum operation

Athearn Trains • 2883 East Spring Street • Suite 100 • Long Beach, CA • 90806
 310-763-7140 • fax 562-427-0536 • www.athearn.com