

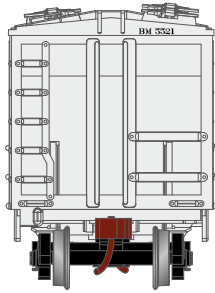


HO PS-2 2003 2-Bay Hopper

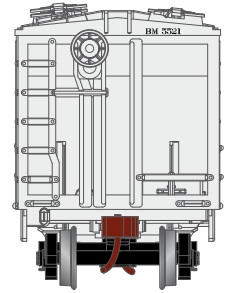
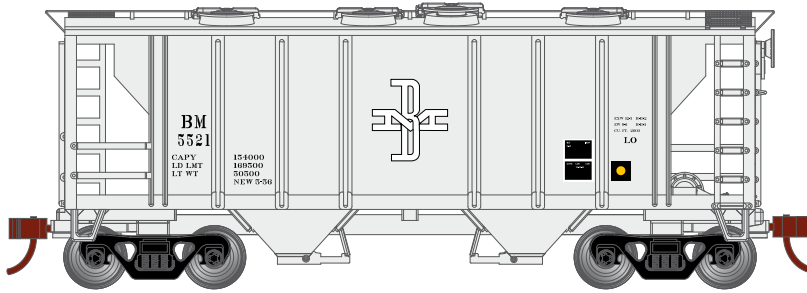
Announced 5.26.17
Available for Backorder

ETA: May 2018

Boston & Maine

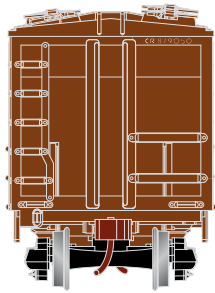


Era: 1956+

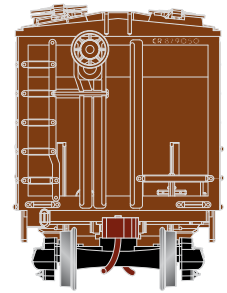
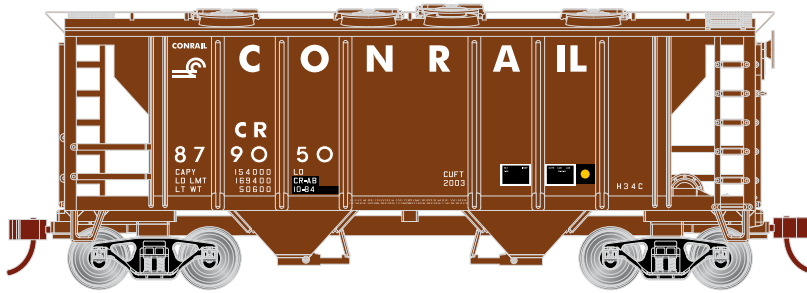


- RND15701 HO PS-2 2003 2-Bay Cov Hopper, B&M #5521
- RND15702 HO PS-2 2003 2-Bay Cov Hopper, B&M #5536
- RND15703 HO PS-2 2003 2-Bay Cov Hopper, B&M #5541

Conrail

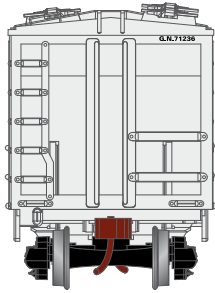


Era: 1984+

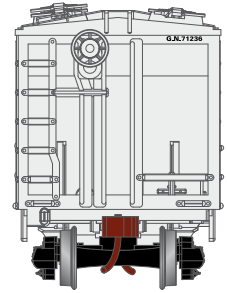
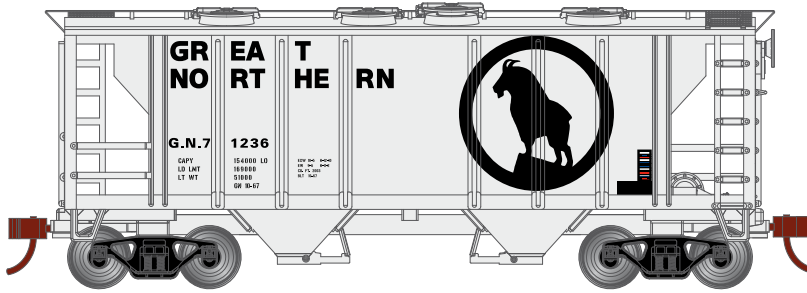


- RND15704 HO PS-2 2003 2-Bay Cov Hopper, CR #879050
- RND15705 HO PS-2 2003 2-Bay Cov Hopper, CR #879818
- RND15706 HO PS-2 2003 2-Bay Cov Hopper, CR #880247

Great Northern

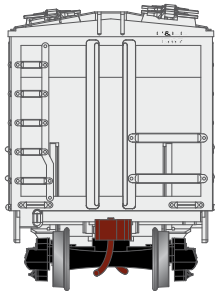


Era: 1967+

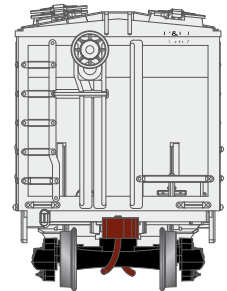
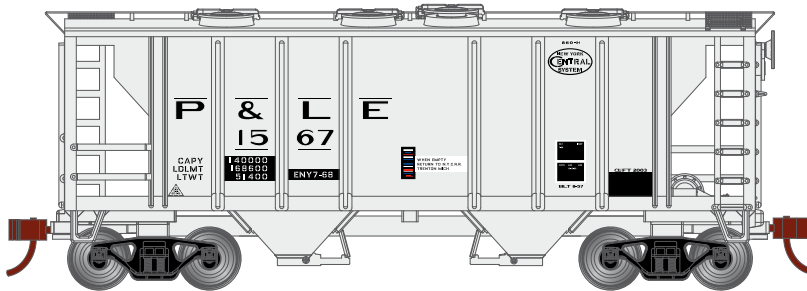


- RND15707 HO PS-2 2003 2-Bay Cov Hopper, GN #71236
- RND15708 HO PS-2 2003 2-Bay Cov Hopper, GN #71318
- RND15709 HO PS-2 2003 2-Bay Cov Hopper, GN #71327

Pittsburgh & Lake Erie



Era: 1968+



- RND15710 HO PS-2 2003 2-Bay Cov Hopper, P&LE #1567
- RND15711 HO PS-2 2003 2-Bay Cov Hopper, P&LE #1610
- RND15712 HO PS-2 2003 2-Bay Cov Hopper, P&LE #1682

\$28.98SRP



Visit Your Local Retailer | Visit www.athearn.com | Call 1.800.338.4639

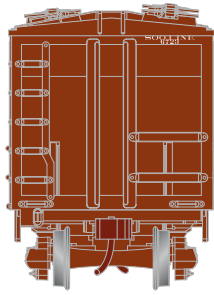


HO PS-2 2003 2-Bay Hopper

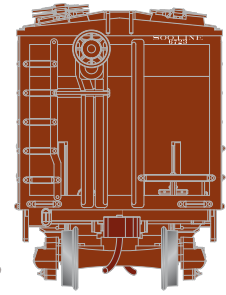
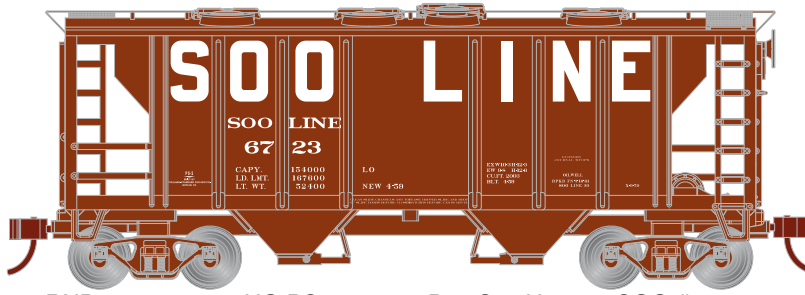
Announced 5.26.17
Available for Backorder

ETA: May 2018

Soo Line

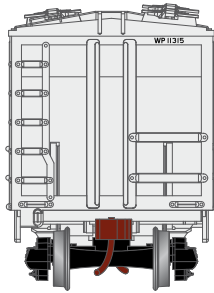


Era: 1959+

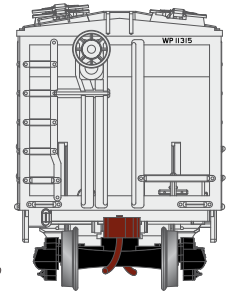



RND15713	HO PS-2 2003 2-Bay Cov Hopper, SOO #6723
RND15714	HO PS-2 2003 2-Bay Cov Hopper, SOO #6740
RND15715	HO PS-2 2003 2-Bay Cov Hopper, SOO #6756

Western Pacific



Era: 1958+



RND15716	HO PS-2 2003 2-Bay Cov Hopper, WP #11315
RND15717	HO PS-2 2003 2-Bay Cov Hopper, WP #11320
RND15718	HO PS-2 2003 2-Bay Cov Hopper, WP #11334

All Road Names

PROTOTYPE AND BACKGROUND INFO:

The PS-2 2003 covered hopper found itself in bulk commodity service as it entered service in the 1950s. The most common service was cement and sand. Towards the end of their careers, the PS-2 2003 covered hoppers were phased into limited non-interchange service hauling sand to different fuel bases for the parent railroad. Occasionally used as buffer cars in instances where a bulk load was not protected by a bulkhead, for example an unprotected lumber load on flat car would require a buffer car between the load and the locomotive.

MODEL FEATURES:

- New road numbers
- Fully assembled and ready-to-run
- Photo-etched roof walks
- Precision machined metal wheels
- Body mounted McHenry scale knuckle spring couplers
- Highly-detailed, injection molded body
- Painted and printed for realistic decoration
- Weighted for trouble-free operation
- Machined metal wheels with RP25 contours operate on all popular brands of track
- Window packaging for easy viewing
- Interior plastic blister safely holds the model for convenient storage
- Minimum radius: 15"

\$28.98SRP



Visit Your Local Retailer | Visit www.athearn.com | Call 1.800.338.4639