

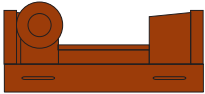


HO 40' Derrick Car

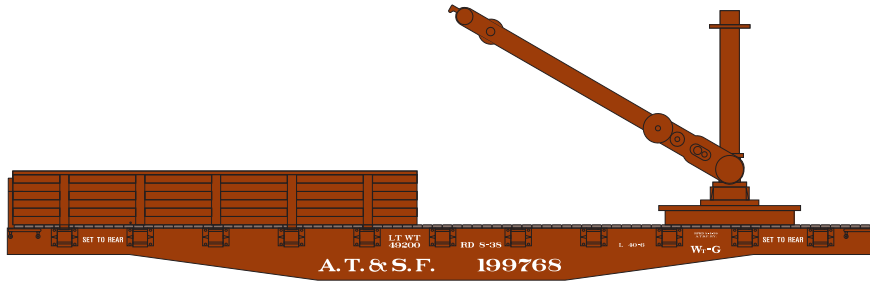
Announced: 09.26.14
Orders Due: 10.24.14

ETA: June 2015


Santa Fe



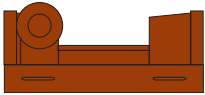
Era:1938+



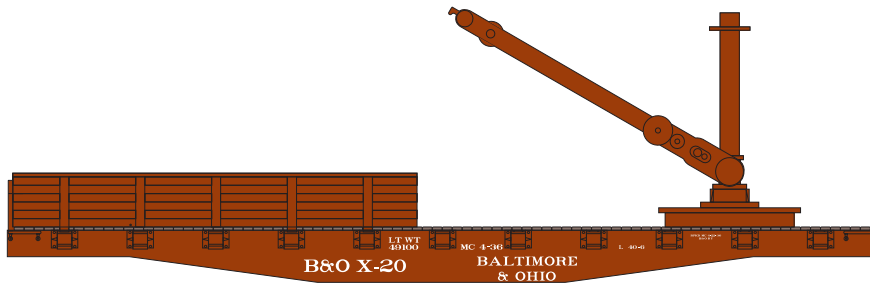
ATH92221 #199768




Baltimore & Ohio



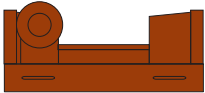
Era:1936+



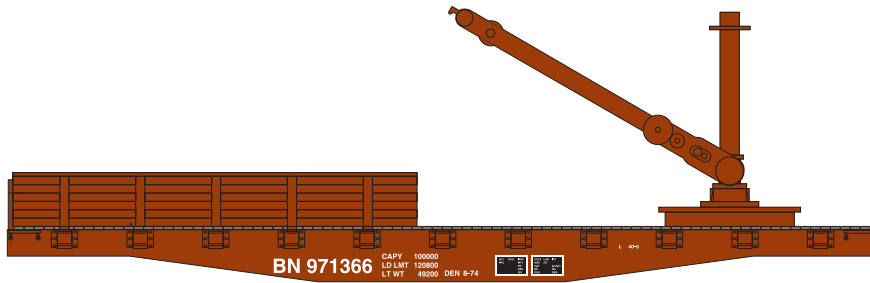
ATH92222 #X-20




Burlington Northern



Era:1974+



ATH92223 #971366



\$28.98





HO 40' Derrick Car

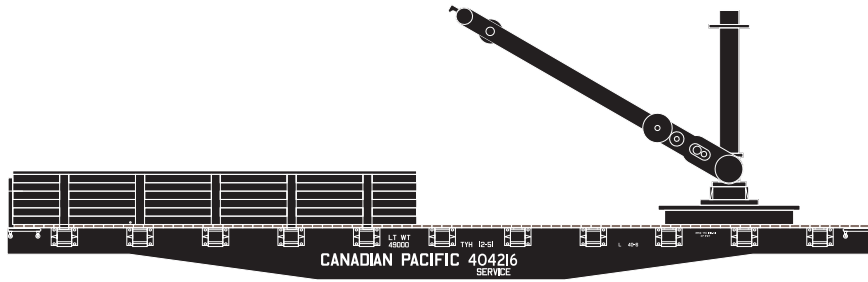
Announced: 09.26.14
Orders Due: 10.24.14

ETA: June 2015

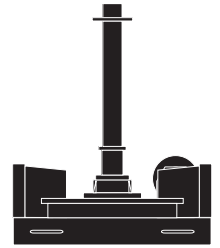
Canadian Pacific



Era:1951+



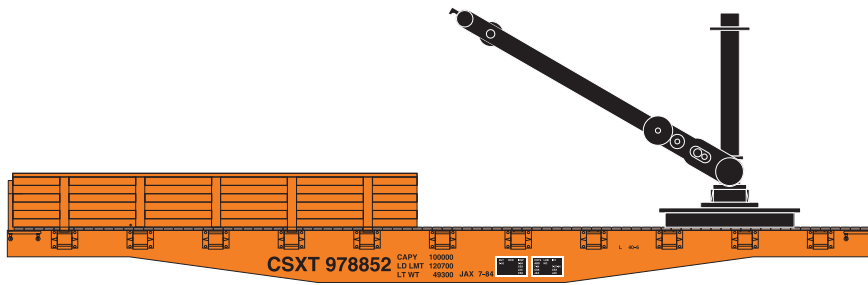
ATH92224 #404216




CSX



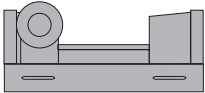
Era:1984+



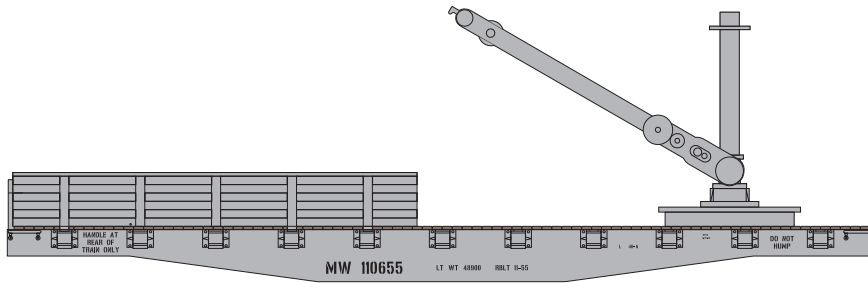
ATH92225 #978852




Maintainence of Way



Era:1955+



ATH92226 #110655



MODEL FEATURES

- Bettendorf trucks
- Separately applied brake wheel
- Fully-assembled and ready to run
- Highly-detailed, injection-molded body
- Painted and printed for realistic decoration
- Machined metal wheels
- Weighted for trouble free operation
- Wheels with RP25 contours operate on Code 70, 75, 83, 100 rail
- Body mounted McHenry operating scale knuckle couplers
- Window packaging for easy viewing
- Interior plastic blister safely holds the model for convenient storage
- Replacement parts available
- Minimum radius: 15"

\$28.98

