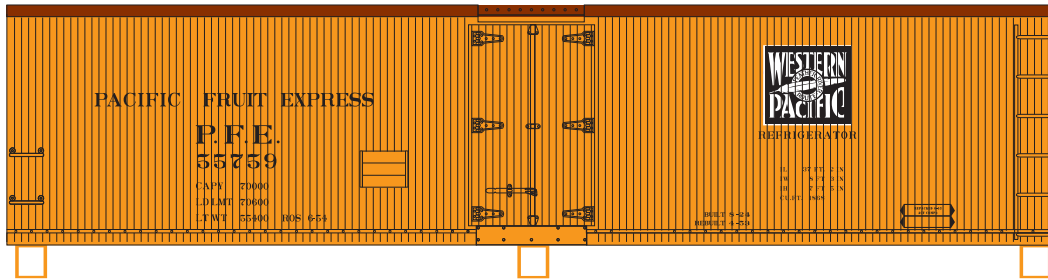


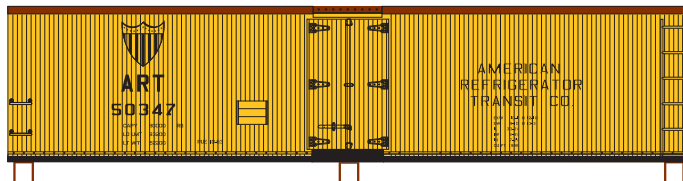


ANNOUNCED: 10-20-09  
 ORDERS DUE: 11-13-09  
 ETA: MARCH 2010

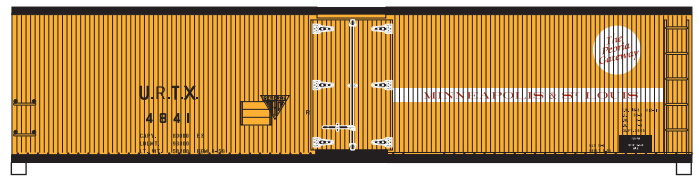
# 40' WOOD REEFER



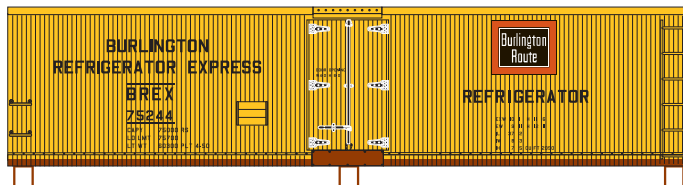
- ERA: 1930S TO 1950S
- MCHENRY® KNUCKLE SPRING COUPLERS
- RAZOR SHARP PAINTING AND PRINTING
- MACHINED 33" METAL RP25 PROFILE WHEELS
- FULLY ASSEMBLED
- WEIGHTED FOR OPTIMUM PERFORMANCE



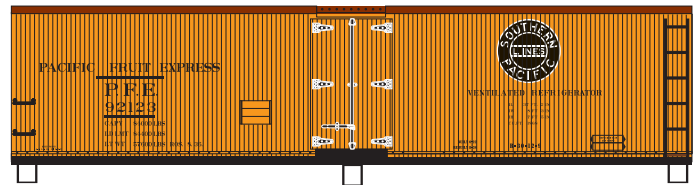
- \_\_\_ 85425 ART #1 \$18.98
- \_\_\_ 85426 ART #2 \$18.98



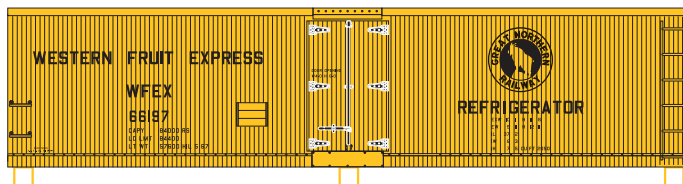
- \_\_\_ 85431 URTX-M&STL #1 \$18.98
- \_\_\_ 85432 URTX-M&STL #2 \$18.98



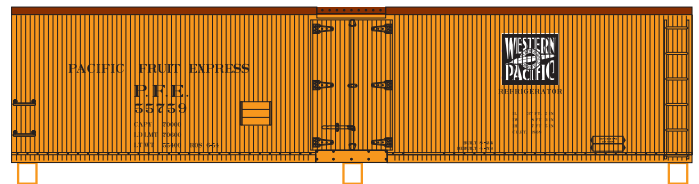
- \_\_\_ 85427 BREX-BURLINGTON #1 \$18.98
- \_\_\_ 85428 BREX-BURLINGTON #2 \$18.98



- \_\_\_ 85433 PACIFIC FRUIT EXPRESS #1 \$18.98\*
- \_\_\_ 85434 PACIFIC FRUIT EXPRESS #2 \$18.98\*



- \_\_\_ 85429 GN/WFEX #1 \$18.98
- \_\_\_ 85430 GN/WFEX #2 \$18.98



- \_\_\_ 85435 PFE-WESTERN PACIFIC #1 \$18.98\*
- \_\_\_ 85436 PFE-WESTERN PACIFIC #2 \$18.98\*

ROUNDHOUSE TRAINS · 2883 EAST SPRING STREET · SUITE 100 · LONG BEACH, CA · 90806  
 310-763-7140 · FAX 562-427-0536 · WWW.ROUNDHOUSETRAINS.COM

\* UNION PACIFIC LICENSED PRODUCT