




HO GP38-2 Diesel Locomotive

Announced 12.29.15
Orders Due: 1.22.16

ETA: December 2016

Santa Fe



Era: Late 1980's+

Without Sound

ATHG65341

HO GP38-2 Yellow Warbonnet, SF #2370

ATHG65342

HO GP38-2 Yellow Warbonnet, SF #2374

With Sound

ATHG65441

HO GP38-2 w/DCC & Sound, SF #2370

ATHG65442


HO GP38-2 w/DCC & Sound, SF #2374

#2370 FEATURES:

- Front weed cutter plow
- K-3 horn on bracket

#2374 FEATURES:

- Front EMD low plow
- K-3 horn on bracket



Era: Early 1990's+

Without Sound

ATHG65343

HO GP38-2 Yellow Warbonnet, SF #2375

ATHG65344

HO GP38-2 Yellow Warbonnet, SF #2379

With Sound

ATHG65443

HO GP38-2 w/DCC & Sound, SF #2375

ATHG65444

HO GP38-2 w/DCC & Sound, SF #2379

#2375, 2379 FEATURES:

- Front EMD low plow
- RS3L low profile horn on bracket

ATSF UNITS FEATURE:

- Repainted ex-TP&W units
- Billboard "Santa Fe" lettering placement, nose logo placement, and warning labels per prototype road number
- Phase 1d body with close fans & corrugated grills
- Santa-Fe style rear end with no class lights or number boards
- Angled air filter box
- Late battery box doors
- ATSF antenna details- Communication and EOT antennas on ground planes
- Vapor air conditioner

- Rectangular vent on cab side
- Medium & small cab mirrors per prototype
- 88" nose with ratchet brake and ATSF lowered headlights
- Pointed front anticlimber, rear drop step
- Extra jacking pads
- 2600 gallon fuel tank
- Late coupler cut levers
- Two walkway-mounted "Dummy" MU receptacles & one pilot mounted "Hot" receptacle front & rear
- ATSF style spare knuckle boxes on trucks
- Blomberg-B trucks with removed outer brakes

w/o Sound \$169.98 SRP With **Tsunami** Sound \$269.98 SRP

These items are subject to Horizon's MAP policy



Visit Your Local Retailer | Visit www.athearn.com | Call 1.800.338.4639



HO GP38-2 Diesel Locomotive

Announced 12.29.15
Orders Due: 1.22.16

ETA: December 2016

Chicago & North Western*



Era: Mid 1980's+

Without Sound

- ATHG65345 HO GP38-2 Original Dark Yellow C&NW #4610
- ATHG65346 HO GP38-2 Original Dark Yellow C&NW #4627
- ATHG65347 HO GP38-2 Original Dark Yellow C&NW #4630
- ATHG65348 HO GP38-2 Original Dark Yellow C&NW #4631

With Sound

- ATHG65445 HO GP38-2 w/DCC & Sound, C&NW #4610
- ATHG65446 HO GP38-2 w/DCC & Sound, C&NW #4627
- ATHG65447 HO GP38-2 w/DCC & Sound, C&NW #4630
- ATHG65448 HO GP38-2 w/DCC & Sound, C&NW #4631

#4630 FEATURES:

- M-3 horn
- Illuminated Xenon strobe on cab; flashes in DCC

#4631 FEATURES:

- M-3 horn
- Illuminated Western Cullen beacon, flashes in DCC

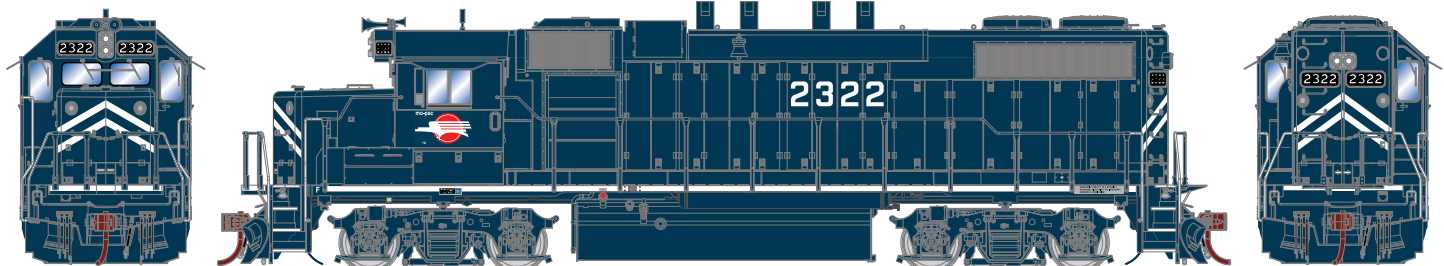
#4610, 4627 FEATURES:

- RS3L horn
- Illuminated Xenon strobe on cab; flashes in DCC

C&NW FEATURES:

- Built to Rock Island specifications
- Phase 1d body with close fans & corrugated grills
- Square air filter box
- Late battery box doors
- Firecracker antenna
- Rectangular vent on cab side
- Combination mirror/wind deflectors
- 88" nose with ratchet brake
- Pointed front anticlimber, rear drop step
- Extra jacking pads
- 3600 gallon fuel tank
- EMD low plow
- Late coupler cut levers
- Spare knuckles on rear pilot
- One pilot mounted "Hot" MU receptacle front & rear
- Blomberg-B trucks
- Switch broom included in poly bag

Missouri Pacific*



Era: 1981+

Without Sound

- ATHG65349 HO GP38-2 MP #2322
- ATHG65350 HO GP38-2 MP #2326
- ATHG65351 HO GP38-2 MP #2327
- ATHG65352 HO GP38-2 MP #2329

With Sound

- ATHG65449 HO GP38-2 w/DCC & Sound, MP #2322
- ATHG65450 HO GP38-2 w/DCC & Sound, MP #2326
- ATHG65451 HO GP38-2 w/DCC & Sound, MP #2327
- ATHG65452 HO GP38-2 w/DCC & Sound, MP #2329

MP FEATURES:

- Final order of MP GP38-2's
- Phase II body with Q fans & corrugated grills
- Angled air filter box
- Mopac 4-stack exhaust with spark arrestors
- Late battery box doors with stiffener ribs
- RS3L low profile horn
- Firecracker antenna
- Rectangular vent on cab side
- Combination mirror/wind deflectors
- 88" nose with ratchet brake & toilet access hatch
- Pointed front anticlimber, rear drop step
- Extra jacking pads
- 3600 gallon fuel tank
- EMD low plows front & rear
- Late coupler cut levers
- One pilot mounted "Hot" MU receptacle front & rear
- Hood side mounted bell
- Blomberg-M trucks

w/o Sound \$169.98 SRP With **Tsunami** Sound \$269.98 SRP

These items are subject to Horizon's MAP policy

* Union Pacific Licensed Product



Visit Your Local Retailer | Visit www.athearn.com | Call 1.800.338.4639





HO GP38-2 Diesel Locomotive

Announced 12.29.15
Orders Due: 1.22.16

ETA: December 2016

Gulf, Mobile & Ohio



Era: 1972+

Without Sound

ATHG65353
 ATHG65354
 ATHG65355
 ATHG65356

HO GP38-2 Phase I, GM&O #744
 HO GP38-2 Phase I, GM&O #745
 HO GP38-2 Phase I, GM&O #746
 HO GP38-2 Phase I, GM&O #749

With Sound


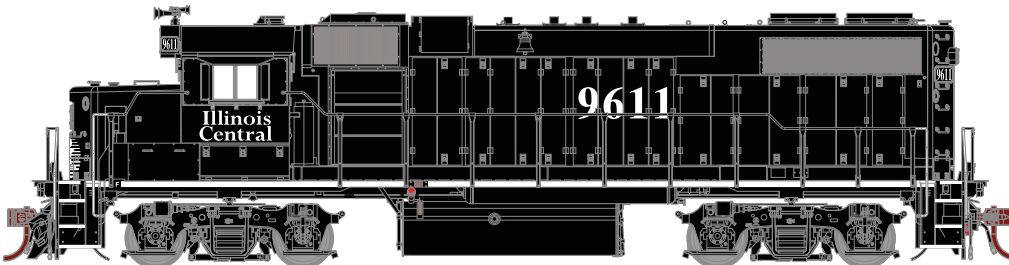
ATHG65453
 ATHG65454
 ATHG65455
 ATHG65456

HO GP38-2 Phase I w/DCC & Sound, GM&O #744
 HO GP38-2 Phase I w/DCC & Sound, GM&O #745
 HO GP38-2 Phase I w/DCC & Sound, GM&O #746
 HO GP38-2 Phase I w/DCC & Sound, GM&O #749

GM&O FEATURES:

- Phase 1 body with wide spaced fans, chickenwire grills
- Square air filter box
- Early battery box doors
- S-5 horn
- Large Sinclair antenna
- Rectangular vent on cab side
- Cab wind deflectors
- 81" nose with ratchet brake
- Front & rear drop steps
- 2600 gallon fuel tank
- Front & rear footboards
- Walkway mounted MU stand
- Blomberg-M trucks

Illinois Central



Era: 1990's

Without Sound

ATHG65357
 ATHG65358
 ATHG65359
 ATHG65360

HO GP38-2 Phase I Black, IC #9611
 HO GP38-2 Phase I Black, IC #9617
 HO GP38-2 Phase I Black/Operation Lifesaver, IC #9612
 HO GP38-2 Phase I Black/Operation Lifesaver, IC #9619

With Sound

ATHG65457
 ATHG65458
 ATHG65459
 ATHG65460

HO GP38-2 Phase I w/DCC & Sound, IC #9611
 HO GP38-2 Phase I w/DCC & Sound, IC #9617
 HO GP38-2 Phase I w/DCC & Sound, Black/Operation Lifesaver IC #9612
 HO GP38-2 Phase I w/DCC & Sound, Black/Operation Lifesaver IC #9619

IC FEATURES:


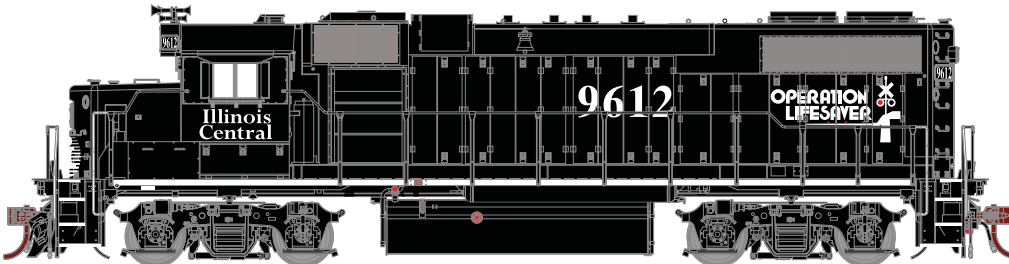

- Phase 1a body with close fans, chickenwire grills
- Square air filter box
- Early battery box doors
- 4-stack exhaust
- Blanked cab headlight
- Large & small Sinclair antennas
- Rectangular vent on cab side
- Cab wind deflectors
- 81" nose with ratchet brake & headlight
- "Mushroom" vent top of nose
- Extra jacking pads
- Switching steps
- Front & rear drop steps
- 2600 gallon fuel tank
- Illuminated ditch lights
- EMD low plow
- Walkway mounted MU stand
- Hood side mounted bell
- Blomberg-M trucks

#9611 & 9617 FEATURES:

- Standard IC paint
- Leslie RS5T horn

#9612 & 9619 FEATURES:

- Operation Lifesaver paint
- Nathan Air Chime K5HR-24 horn



Era: 1990's

w/o Sound \$169.98 SRP With Tsunami Sound \$269.98 SRP

These items are subject to Horizon's MAP policy



Visit Your Local Retailer | Visit www.athearn.com | Call 1.800.338.4639

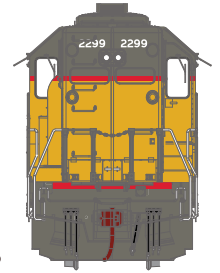



HO GP38-2 Diesel Locomotive

Announced 12.29.15
Orders Due: 1.22.16

ETA: December 2016

Union Pacific*



Era: Mid 1980's+

Without Sound

ATHG65361
ATHG65362

HO GP38-2 Phase II, UP #2299
HO GP38-2 Phase II, UP #2312



With Sound

ATHG65461
ATHG65462

HO GP38-2 Phase II w/DCC & Sound, UP #2299
HO GP38-2 Phase II w/DCC & Sound, UP #2312

#2299 & 2312 FEATURES:

- Underframe mounted bell



Era: Mid 1980's+

Without Sound

ATHG65363
ATHG65364

HO GP38-2 Phase II, UP #2294
HO GP38-2 Phase II, UP #2304

With Sound

ATHG65463
ATHG65464

HO GP38-2 Phase II w/DCC & Sound, UP #2294
HO GP38-2 Phase II w/DCC & Sound, UP #2304

#2294 & 2304 FEATURES:

- Hood side mounted bell
- MoPac North Little Rock style lettering

UP UNITS FEATURE:

- Former Mopac repaints
- Lettering placement per prototype
- Phase II body with Q fans & corrugated grills
- Angled air filter box
- Mopac 4-stack exhaust with spark arrestors
- Late battery box doors
- RS3L low profile horn mounted per prototype
- Firecracker antenna
- Rectangular vent on cab side
- Cab side mirrors
- 88" nose with ratchet brake
- Pointed front anticlimber, rear drop step
- Extra jacking pads
- 3600 gallon fuel tank
- EMD low plows front & rear
- One pilot mounted "Hot" MU receptacle front & rear
- Blomberg-M trucks

w/o Sound \$169.98 SRP With **Tsunami** Sound \$269.98 SRP

These items are subject to Horizon's MAP policy

* Union Pacific Licensed Product



Visit Your Local Retailer | Visit www.athearn.com | Call 1.800.338.4639



HO GP38-2 Diesel Locomotive

Announced 12.29.15
Orders Due: 1.22.16

ETA: December 2016

All Road Names

LOCOMOTIVE FEATURES:

- Fully-assembled and ready-to-run
- DCC-ready features Quick Plug™ plug-and-play technology with both 8- and 9-pin connector
- Scaled from prototype resources including drawings, field measurements, photographs, and more
- Accurately-painted and -printed paint schemes
- Coupler cut levers
- MU hoses
- Trainline hose
- See through cab windows
- Full cab interior
- Walkway tread
- Fine-scale Celcon handrails for scale appearance
- Windshield wipers
- Lift rings
- Wire grab irons
- Detailed fuel tank with fuel fillers, fuel gauges, & breather pipes
- Sander lines
- McHenry scale knuckle couplers - Kadee compatible
- Genesis driveline with 5-pole skew wound motor, precision machined flywheels, and multi-link drivetrain
- All-wheel drive with precision gears for smooth & quiet operation
- All-wheel electrical pickup provides reliable current flow
- Wheels with RP25 contours operate on all popular brands of track• Incandescent bulbs for realistic appearance
- Heavy die-cast frame for greater traction and more pulling power
- Packaging securely holds for the model for safe storage

SOUND EQUIPPED MODELS ALSO FEATURE

- Onboard DCC decoder with SoundTraxx Tsunami sound
- Sound units operate in both DC and DCC
- Full DCC functions available when operated in DCC mode
- Engine, horn, and bell sounds work in DC
- All functions NMRA compatible in DCC mode
- Excellent Slow speed control
- Operating lighting functions with F5 and/or F6 (Flashing ditch lights, beacon, etc)
- Program a multiple unit (MU) lashup with lead unit only horn, bell, and lights
- Many functions can be altered via Configuration Value (CV) changes
- CV chart included

PROTOTYPE

By the early 1970s, many first generation diesels were reaching the end of their service lives. The most common replacement locomotive became the GP38-2. EMD began production of the 16-cylinder, non-turbocharged, 2000 horsepower engine in 1972. Unlike the GP38's engine which drove a generator to supply power to the traction motors, the GP38-2s prime mover drove an alternator which produced AC electrical current that was rectified to DC to power the four traction motors. Another major change for the GP38-2 was the introduction of the "dash 2" modular electrical cabinet. For more than 40 years, the GP38-2 has worked main line freights, locals, switching jobs, yard service, helpers, snow fighting trains, and hump power. Many remain service today.

w/o Sound \$169.98 SRP **With Tsunami Sound \$269.98** SRP

These items are subject to Horizon's MAP policy