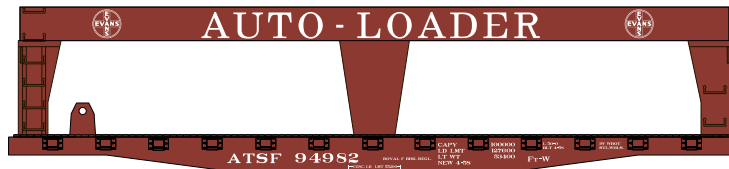




Announced: 12-21-10  
**Orders Due: 1-21-11**  
 ETA: July 2011

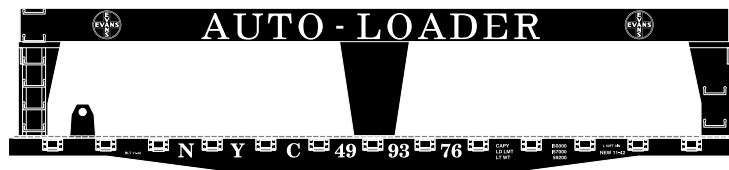
# 50' Auto-Loader



- \_\_\_ 74413 ATSF Santa Fe #94974 \$19.98
- \_\_\_ 74414 ATSF Santa Fe #94985 \$19.98
- \_\_\_ 74415 ATSF Santa Fe #94992 \$19.98



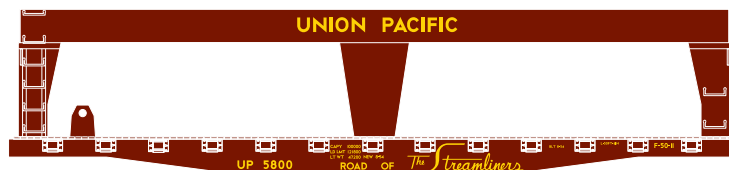
- \_\_\_ 74416 Baltimore & Ohio #9156 \$19.98
- \_\_\_ 74417 Baltimore & Ohio #9163 \$19.98
- \_\_\_ 74418 Baltimore & Ohio #9178 \$19.98



- \_\_\_ 74419 New York Central #499376 \$19.98
- \_\_\_ 74420 New York Central #499385 \$19.98
- \_\_\_ 74421 New York Central #500085 \$19.98



- \_\_\_ 74422 Pennsylvania #491368 \$19.98
- \_\_\_ 74423 Pennsylvania #491536 \$19.98
- \_\_\_ 74424 Pennsylvania #491774 \$19.98



- \_\_\_ 74425 Union Pacific #5800 \$19.98\*
- \_\_\_ 74426 Union Pacific #5812 \$19.98\*
- \_\_\_ 74427 Union Pacific #5837 \$19.98\*

Era: 1940s - 1950s

- Fully assembled
- Razor-sharp printing and painting
- McHenry® scale knuckle couplers
- Perfect for small home layouts
- RP25 profile machined 33" metal wheel sets
- Weighted for optimum performance

Athearn Trains • 2883 East Spring Street • Suite 100 • Long Beach, CA • 90806  
 310-763-7140 • fax 562-427-0536 • www.athearn.com

\* Union Pacific Licensed Product