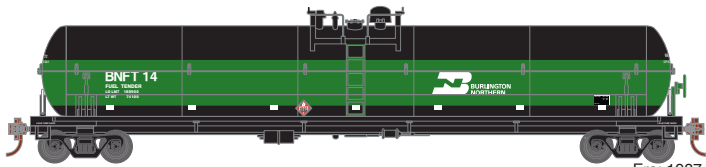




# 62ft Tank Car

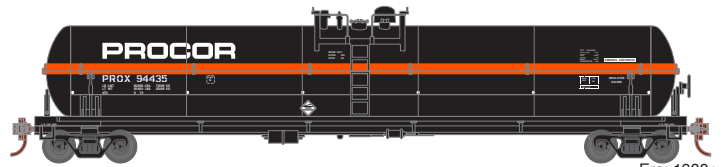
# HO

## Burlington Northern



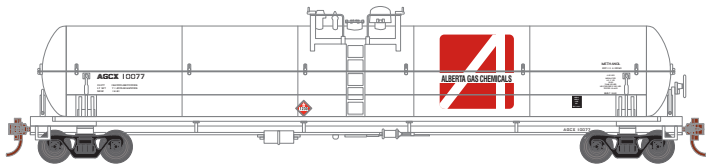
ATH-2201	BNFT #14	Era: 1987+
ATH-2202	BNFT #32	
ATH-2203	BNFT #36	

## Procor



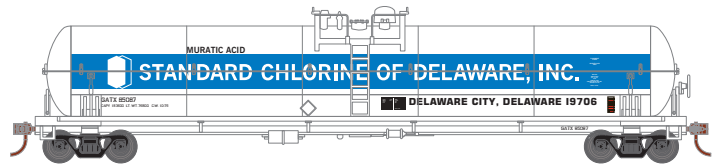
ATH-2204	PROX #94435	Era: 1980+
ATH-2205	PROX #94436	
ATH-2206	PROX #94438	

## Alberta Gas



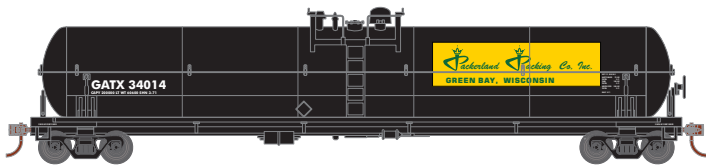
ATH-2207	AGCX #10077	Era: 1981+
ATH-2208	AGCX #10138	
ATH-2209	AGCX #10198	

## Standard Chlorine




ATH-2210	GATX #85087	Era: 1975+
ATH-2211	GATX #85088	
ATH-2212	GATX #85090	

## Packerland Packing Company



ATH-2213	GATX #34014	Era: 1971+
ATH-2214	GATX #34015	
ATH-2215	GATX #34017	

## White House



ATH-2216	NATX #28252	Era: 1972+
ATH-2217	NATX #28254	
ATH-2218	NATX #28255	

## All Road Names

### MODEL FEATURES:

- Separately applied top fittings, handrails, ladders and brake wheel
- Body-mounted, McHenry® operating scale knuckle couplers
- Machined metal wheels with RP25 contours operate on all popular brands of track
- Weighted for optimum performance
- Accurately painted and printed for prototypical realism
- Highly detailed, injection-molded body
- Fully assembled and ready for your layout
- Minimum radius: 22"

### PROTOTYPE SPECIFIC INFORMATION

Tank cars are specialized pieces of equipment. Care is taken to ensure that tank contents are compatible with tank construction. As a result of this specialization, tank cars have generally been "one-way" cars. Other cars, like boxcars, can easily be reloaded with other goods for the return trip. Within the rail industry, tank cars are grouped by their type and not by the cargo carried.

## \$42.99 INDIVIDUAL

Orders Due: 07.26.24  
ETA: NOVEMBER 2025



VISIT Your Local Retailer  
 CLICK Athearn.com  
 CALL 1.800.338.4639