



# HO EMD GP7/9 Diesel

Announced 1.26.18  
Orders Due: 2.23.18

ETA: January 2019



The effort continues to enhance Athearn Genesis models per customer requests and feedback. There has been a lot of activity behind the scenes; we're excited to include new features often requested, to the GP7/9 and upcoming Genesis models.

### NEW FEATURES:

- All-new LED lighting
- Rubber MU hoses for durability

**NOW EQUIPPED WITH:  
LEDs, & RUBBER MU HOSES**

## Burlington Northern Santa Fe



Era: 1996+

*Primed for Grime*

### Without Sound

- ATHG65041 HO GP7u, BNSF #1356
- ATHG65042 HO GP7u, BNSF #1359
- ATHG65043 HO GP7u, BNSF #3825

### With Sound

- ATHG65141 HO GP7u w/DCC & Sound, BNSF #1356
- ATHG65142 HO GP7u w/DCC & Sound, BNSF #1359
- ATHG65143 HO GP7u w/DCC & Sound, BNSF #3825

### BNSF FEATURES:

- Former ATSF GP7Us with Topeka cabs, low noses, & modified side skirts
- 1600 gallon fuel tank
- Sinclair antenna with ground plane
- Both raised and lowered drop steps are included with model
- Etched cab mirrors
- Faded paint colors and patches matched to prototype photos
- Front headlight with or without glare shield per prototype

### #1356:

- Leslie S-3LR horn on bracket
- Nose vent
- Prime air conditioner- painted orange to represent replacement part
- Operating front ditch lights
- BNSF patch on cab





### #1359:

- Nathan K3LA horn on angled bracket
- Vapor air conditioner- painted orange to represent replacement part
- Operating front ditch lights
- BNSF patch on cab

### #3825:

- Leslie S-3LR horn on bracket
- Vapor air conditioner
- BNSF patch on nose

After the merger, BNSF continued to use their remaining GP7U's in branchline and secondary service. However, many years of service began to take their toll on the appearance of the units. They often exhibited faded coats of Santa Fe blue & yellow, various types of BNSF patch lettering, and replacement parts.



w/o Sound \$199.98<sub>SRP</sub> With **Tsunami 2** Sound \$289.98<sub>SRP</sub>

These items are subject to Horizon's MAP policy



Visit Your Local Retailer | Visit [www.athearn.com](http://www.athearn.com) | Call 1.800.338.4639




# HO EMD GP7/9 Diesel


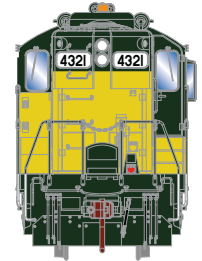
Announced 1.26.18  
**Orders Due: 2.23.18**

ETA: January 2019



## Chicago and North Western\*



Era: 1971+



Era: 1960+



### Without Sound




- |           |                     |
|-----------|---------------------|
| ATHG65046 | HO GP9R, C&NW #4321 |
| ATHG65047 | HO GP9R, C&NW #4308 |
| ATHG65048 | HO GP9R, C&NW #4309 |

### With Sound

- |           |                                   |
|-----------|-----------------------------------|
| ATHG65146 | HO GP9R w/DCC & Sound, C&NW #4321 |
| ATHG65147 | HO GP9R w/DCC & Sound, C&NW #4308 |
| ATHG65148 | HO GP9R w/DCC & Sound, C&NW #4309 |

### C&NW FEATURES:

- Rebuilt GP9 body with chopped nose
- Winterization hatch
- Front small snowplow
- Per prototype: horn type, headlight style, battery box doors, axle bearing types



### #4321:

- Former commuter passenger unit; roof mounted air tanks, rear head-end lighting cabinet, 2400 gallon split fuel/water tank.
- Both raised and lowered drop steps included with model
- Leslie S-3LR horn on cab
- Bell mounted under front steps
- Watchman heater
- Xenon strobe (flashes on DCC/sound version)
- All-weather window on engineer's side

### #4308, #4309:

- Former M&StL units
- Dynamic brake hatch with blanked grills
- Spark arrestors
- Bell mounted on top of long hood
- Western-Cullen beacon (flashes on DCC/sound version)
- Fixed drop steps

The Chicago and North Western's Oelwein shops were known for turning out a variety of rebuilt locomotives. 74 GP7s and 55 GP9s were rebuilt between 1971 and 1981. As part of the process, dynamic brakes (if any) were deactivated, and many units received chopped noses. Engines and electrical equipment were also overhauled. Starting in the early 1980s, these units were painted using a lighter shade of yellow known as "Zito Yellow", as depicted on our models.

**w/o Sound \$199.98<sub>SRP</sub> With *Tsunami* 2 Sound \$289.98<sub>SRP</sub>**

These items are subject to Horizon's MAP policy

\* Union Pacific Licensed Product



Visit Your Local Retailer | Visit [www.athearn.com](http://www.athearn.com) | Call 1.800.338.4639



# HO EMD GP7/9 Diesel

Announced 1.26.18  
Orders Due: 2.23.18

ETA: January 2019

## Wisconsin & Southern



Era: 2004+

### Without Sound

ATHG65044

ATHG65045

### With Sound

ATHG65144

ATHG65145

HO GP7u, WSOR #701


HO GP7u, WSOR #702

HO GP7u w/DCC & Sound, WSOR #701

HO GP7u w/DCC & Sound, WSOR #702

### WSOR FEATURES:

- Former ATSF GP7Us with Topeka cabs, low noses, & modified side skirts
- Round vent on top of nose
- 1600 gallon fuel tank
- Air conditioner bank plate
- Whip antenna
- Illuminated front & rear ditch lights
- Small front & rear snowplows
- Both raised and lowered drop steps are included with model



#701:

- Long hood mounted beacon (flashes on DCC/Sound version)
- Two-stack exhaust
- Bell mounted on long hood
- Nathan P-3 horn
- All-weather window on engineer's side

#702:

- Four-stack exhaust
- Bell mounted under front steps
- Nathan K5 horn
- All-weather windows on both sides

The Wisconsin and Southern Railroad has operated with a variety of second-hand locomotives, including two former Santa Fe GP7Us. Both were repainted into WSOR's modern red-and-grey scheme in the mid 2000s.

w/o Sound \$199.98<sub>SRP</sub> With **Tsunami<sup>2</sup>** Sound \$289.98<sub>SRP</sub>

These items are subject to Horizon's MAP policy



Visit Your Local Retailer | Visit [www.athearn.com](http://www.athearn.com) | Call 1.800.338.4639



# HO EMD GP7/9 Diesel

Announced 1.26.18  
**Orders Due: 2.23.18**

ETA: January 2019

## All Road Names

### SOUND EQUIPPED MODELS ALSO FEATURE:

- Onboard DCC decoder with SoundTraxx Tsunami2 sound
- Sound units operate in both DC and DCC
- Full DCC functions available when operated in DCC mode
- Engine, horn, and bell sounds work in DC
- All functions NMRA compatible in DCC mode
- Excellent Slow speed control
- Operating lighting functions with F5 and/or F6
- Program a multiple unit (MU) lashup with lead unit only horn, bell, and lights
- Many functions can be altered via Configuration Value (CV) changes
- CV chart included

### PRIMED FOR GRIME MODELS FEATURE:

- Duplicated look and feel of "In Service" equipment; "Tattered and Torn" just like the real thing
- Faded base colors matched to the prototype
- Patches applied and shaped per road number matching each corresponding side to the prototype
- Perfect starting point for adding grime and rust



#Ready2Rust

### PROTOTYPE INFO:

In 1949, EMD introduced the GP7. The basic design followed most diesel switchers with the addition of a short hood instead of an end-cab. The hoods were also full height to better accommodate the diesel engine and mechanical and electrical components.

In 1954 EMD upgraded the GP7 to become the 1,750 horsepower GP9. Externally, the first GP9s were virtually unchanged from the last GP7s. Later versions would include different louver arrangements and the last ones would come without the frame skirting. The GP9 was available with all of the fuel tank, steam generator, and dynamic brake options as the GP7, including "torpedo boats."

Many railroads chose to rebuild their GP7s and GP9s for continued service. Often times, it was cheaper to do this rather than purchasing brand-new locomotives.

### LOCOMOTIVE FEATURES:

- Front and rear MU catch boxes with footboard
- Trainline and MU hoses
- Coupler cut levers
- Drop steps unless noted
- MU stands
- "Nub" style walkway tread
- Bell placement & type per prototype
- Fine-scale handrails for scale appearance
- Wire grab irons
- Lift rings
- Windshield wipers
- See through cab windows and full cab interior
- Etched metal radiator intake grilles and fan grilles
- Air tanks mounted below sill unless noted
- Detailed fuel tank with fuel fillers, fuel gauges, breather pipes, and retention tanks
- Blomberg-B trucks with appropriate bearing caps
- Sander lines
- Speed recorder unless noted
- Fully-assembled and ready-to-run
- DCC-ready features Quick Plug™ plug-and-play technology with 21-pin NEM connector
- Scaled from prototype resources including drawings, field measurements, photographs, and more
- Accurately-painted and printed paint schemes
- Body mounted McHenry operating scale knuckle couplers
- Genesis driveline with 5-pole skew wound motor, precision machined flywheels, and multi-link drivetrain for trouble free operation
- All-wheel drive with precision gears for smooth and quiet operation
- All-wheel electrical pickup provides reliable current flow
- Wheels with RP25 contours operate on all popular brands of track
- Bidirectional constant LED lighting so headlight brightness remains constant
- Heavy die-cast frame for greater traction and more pulling power
- Packaging securely holds the model for safe storage
- Replacement parts available
- Minimum radius: 18"

**w/o Sound \$199.98<sub>SRP</sub> With Tsunami2 Sound \$289.98<sub>SRP</sub>**

These items are subject to Horizon's MAP policy



Visit Your Local Retailer | Visit [www.athearn.com](http://www.athearn.com) | Call 1.800.338.4639