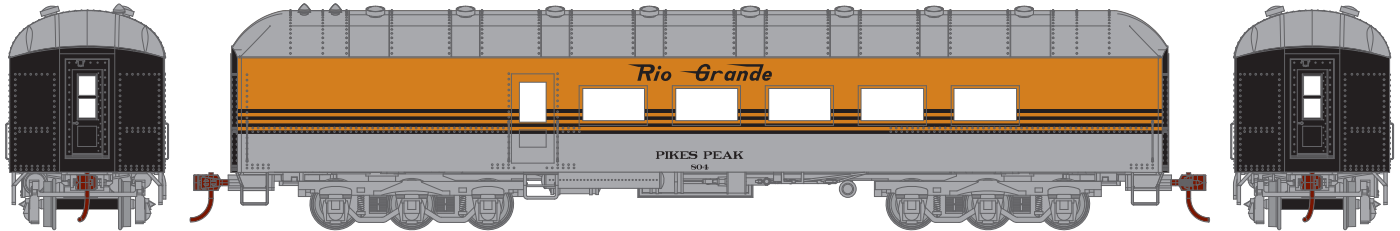



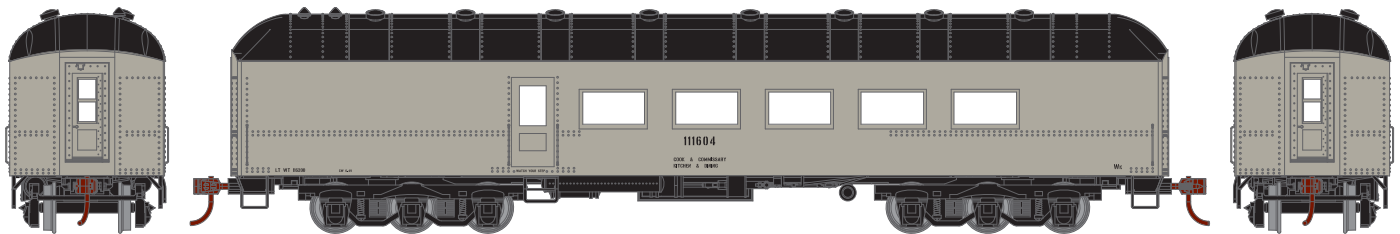
# ARCH ROOF DINER



\_\_\_ 86573 RIO GRANDE #804 "PIKES PEAK" \$39.98\*



\_\_\_ 86574 ERIE LACKAWANNA #741 \$39.98



\_\_\_ 86575 MAINTENANCE OF WAY #111604 \$39.98



\_\_\_ 86576 WESTERN PACIFIC #502 \$39.98\*

ERA: 1930s TO 1950s  
 WITH THE MODEL DIE CASTING TOOLING AS THE FOUNDATION, WE HAVE MADE EXTENSIVE UP-GRADERS TO BRING YOU THESE FINE MODELS.

- NEW STIRRUP STEPS
- FULLY ASSEMBLED
- SEPARATE GRAB IRONS
- WEIGHTED FOR OPTIMUM PERFORMANCE
- MCHENRY® SCALE KNUCKLE SPRING COUPLERS
- 2 OR 3-AXLE TRUCKS, PER PROTOTYPE
- RAZOR SHARP PAINT AND PRINTING
- REMOVABLE ROOF-HELD WITH MAGNETS
- MACHINED 33" METAL RP25 PROFILE WHEELS
- RPO COMES WITH MAIL HOOK DETAILS, BOTH SIDES
- WINDOW GLAZING
- VESTIBULE PARTITIONS

ATHEARN TRAINS · 1600 FORBES WAY · SUITE 120 · LONG BEACH, CA · 90810  
 310-763-7140 · FAX 310-895-7484 · 877-422-9316 · WWW.ATHEARN.COM