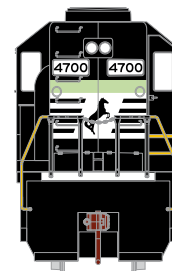

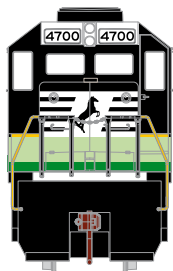




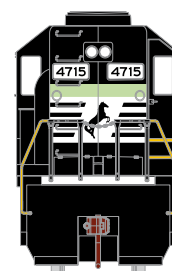

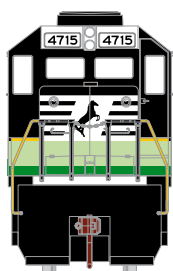
HO GP50 Locomotive Norfolk Southern/ECO

Announced 05.22.15
Orders Due: 06.26.15

ETA: October 2015



ATH29326 HO RTR GP50, NS #4700



Era: 2015+

ATH29327 HO RTR GP50, NS #4715

LOCOMOTIVE FEATURES:

- See-through cab windows
- Factory installed Celcon handrails
- 5-pole motor with precision-machined flywheels and multi-link drive train for trouble free operation
- DCC Ready 8 and 9 pin plugs
- Illuminated front and rear headlights
- Nickel plated, blackened machined wheels
- Wheels with RP25 contours operate on Code 55, 70, 75, 80, 83, 100 rail
- Replacement parts available including motor brushes

PROTOTYPE AND BACKGROUND INFO:

The EMD GP series locomotives became some of the most successful designs of the age. Produced from 1970s to mid 1980s the GP38-2 and GP50 were quickly found in many different tasks of the railroad. From switching to pulling high priority freight trains across country, these versatile locomotives brought the goods to North America. Many of these locomotives are now being rebuilt with ecologically sound emission control for higher population centers. A new era emerges as technology meets proven reliability for these EMD products.

Athearn brings these representative locomotives alongside regular freight trains that were commonplace. Sharing the new golden age of railroading!

\$99.98



Visit Your Local Retailer | Visit www.athearn.com | Call 1.800.338.4639

DCC:	Ready
Sound:	No
Minimum Age Recommendation:	14 years
Experience Level:	Beginner
Recommended Environment:	Indoor