



# EMD GP40-2 Diesel Locomotive

HO

**FIRST TIME with OPERATING DITCH LIGHTS and/or STROBES!  
SOUND READY with FACTORY INSTALLED SPEAKERS**

## CP Rail



Era: 1990's+

**DCC Ready**  
GP40-2, CP #4611 ATH18258  
GP40-2, CP #4617 ATH18259

**CP FEATURES:**  
• Chickenwire Grilles  
• Forward and reverse Ditch lights  
• Short fuel tank

• Non-Dynamic Brake hatch  
• Large EMD front plow  
• P3 horn

These units are stand-in representations of former MILW GP40s that were painted in CP Rail's later scheme with no multi-mark on the hood.

## CSX



Era: 1990's+

**DCC Ready**  
GP40-2, CSX #6214 ATH18260  
GP40-2, CSX #6942 ATH18261

**CSX FEATURES:**  
• Corrugated grilles  
• Forward ditch lights  
• K5 horn

• Dynamic brakes  
• Large fuel tank

These former WM (Chessie) units were painted in CSX's YN2 scheme in the 1990s, and received ditch lights soon after.

**\$169.99 DCC-Sound Ready**

Orders Due: 07.29.22  
ETA: August 2023



**VISIT** Your Local Retailer  
**CLICK** Athearn.com  
**CALL** 1.800.338.4639




# EMD GP40-2 Diesel Locomotive

HO

**FIRST TIME with OPERATING DITCH LIGHTS and/or STROBES!  
SOUND READY with FACTORY INSTALLED SPEAKERS**

## BNSF



Era: 2010's+

### DCC Ready


- GP40-2R, BNSF #3001 ATH18262
- GP40-2R, BNSF #3005 ATH18263

### BNSF FEATURES:

- Chickenwire Grilles
- Dynamic brakes
- Front and rear ditch lights
- Small EMD front plow

These units are stand-in representations of BNSF rebuilt GP40-2R, also known as GP40Ms. They are used in bidirectional, local service and are equipped with ditch lights on both ends.

## Amtrak



Era: Early 1990's+

### DCC Ready

- GP40-2, AMTK #650 ATH18264
- GP40-2, AMTK #661 ATH18265

### AMTK FEATURES:

- Chickenwire Grilles
- Dynamic brakes
- Operating dual strobes (with DCC decoder)
- 5-chime horn
- Small EMD front plow

Stand in representations of former NYC GP40s, these units were active on Amtrak in the 1990s. Lacking HEP generation, they usually ran in multiple with an F40PH to provide HEP for the train.



**\$169.99 DCC-Sound Ready**

Orders Due: 07.29.22

ETA: August 2023



- VISIT** Your Local Retailer
- CLICK** [Athearn.com](http://Athearn.com)
- CALL** 1.800.338.4639




# EMD GP40-2 Diesel Locomotive

HO

**FIRST TIME with OPERATING DITCH LIGHTS and/or STROBES!  
SOUND READY with FACTORY INSTALLED SPEAKERS**

## Norfolk Southern



Era: Late 2000's+

- |                  |                  |                        |                               |
|------------------|------------------|------------------------|-------------------------------|
| GP40-2, NS #3035 | <b>DCC Ready</b> | <b>NS FEATURES:</b>    |                               |
| GP40-2, NS #3044 | ATH18266         | • Corrugated Grilles   | • Dynamic Brakes              |
|                  | ATH18267         | • Leslie 3-chime horn  | • Front and rear ditch lights |
|                  |                  | • Small EMD front plow |                               |

Equipped with front and rear ditch lights, these GP40-2s became NS property when they acquired 58% of Conrail in 1999.

## All Road Names

### PROTOTYPE SPECIFIC INFORMATION

The EMD GP series locomotives became some of the most successful designs of the age. Produced from 1970s to mid-1980s the GP40-2 was quickly found in many different tasks of the railroad. From switching to pulling high priority freight trains across the country, these versatile locomotives brought the goods to North America. Many of these locomotives are now being rebuilt with ecologically sound emission control for higher population centers. A new era emerges as technology meets proven reliability for these EMD products.

**Sound Ready! All units come with speakers installed, ready to add the 21-pin sound decoder of your choice!**

### GP40-2 LOCOMOTIVE FEATURES:

- See-through cab windows
- Factory installed Celcon handrails
- Illuminated front and rear headlights
- Illuminated ditch lights and/or strobes (as applicable to road name)
- Corrugated or chickenwire grilles
- 2600 or 3600 gallon fuel tank
- 5-pole motor with precision-machined flywheels and multi-link drive train for trouble-free operation
- All-wheel drive with precision gears for smooth and quiet operation
- All-wheel electrical pickup provides reliable current flow
- Heavy die-cast frame for greater traction and more pulling power
- Separately-applied horns
- McHenry® operating scale knuckle couplers
- DCC Ready 21 pin plug
- Nickel plated, blackened machined wheels machined metal wheels with RP25 contours operate on all popular brand of track
- Fully-assembled and ready-to-run out of the box
- Painted and printed for realistic decoration
- Highly-detailed, injection-molded body
- Minimum radius: 18"
- Recommended radius: 22"



**\$169.99 DCC-Sound Ready**

Orders Due: 07.29.22  
ETA: August 2023



**VISIT** Your Local Retailer  
**CLICK** Athearn.com  
**CALL** 1.800.338.4639