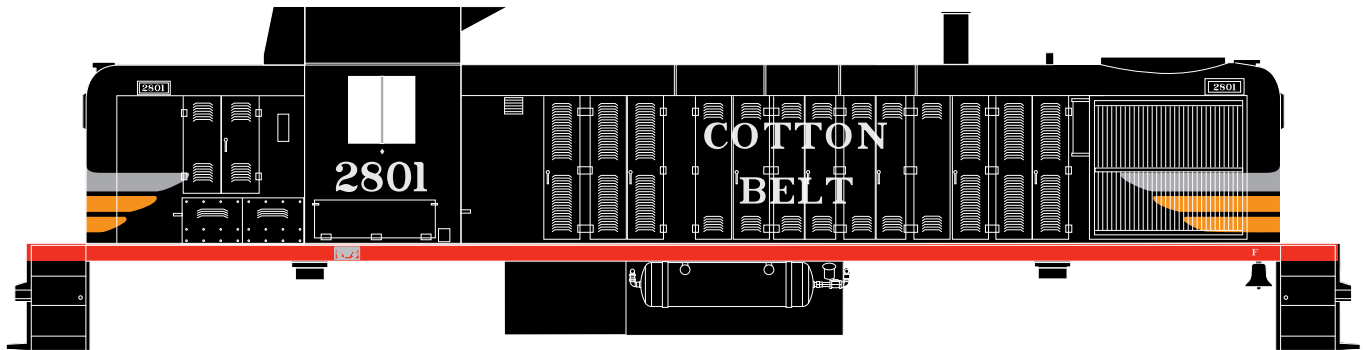





RS3



Era: 1950s to 1980s and beyond

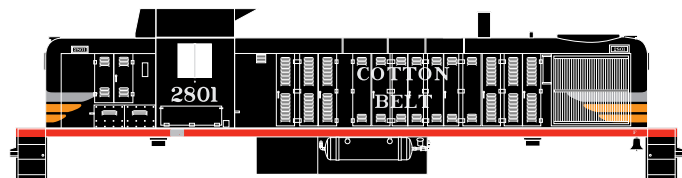
- Highly upgraded ex-MDC tooling
- Details to match specific prototypes
- Plastic handrails and wire grab irons
- Fully assembled
- Razor sharp printing and painting
- DCC-ready wiring harness installed
- New drive-train including underframe, 5-pole motor with machined brass flywheels and hex drive shafts
- Machined metal wheels
- See-through cab
- Headlight variations
- Exhaust stack variations
- Pilot variations
- McHenry® scale knuckle spring couplers



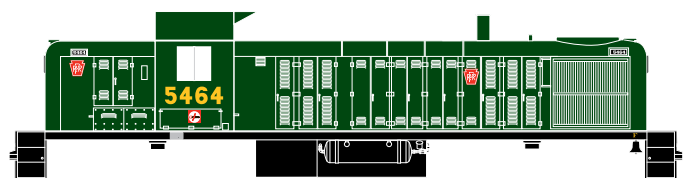
___ 94096 C&NW #165 \$89.98*
 ___ 94097 C&NW #166 \$89.98*



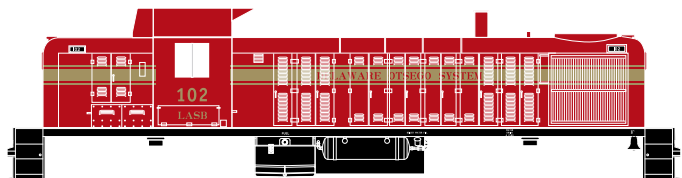
___ 94122 Great Northern #221 \$89.98
 ___ 94123 Great Northern #229 \$89.98




___ 94098 SSW/Cotton Belt Black Widow #2801 \$89.98*
 ___ 94099 SSW/Cotton Belt Black Widow #2812 \$89.98*



___ 94124 Pennsylvania #8460 \$89.98
 ___ 94125 Pennsylvania #8465 \$89.98



___ 94120 Delaware Otswego System #102 \$89.98
 ___ 94121 Delaware Otswego System #103 \$89.98



___ 94126 Rutland #205 \$89.98
 ___ 94127 Rutland #208 \$89.98

Athearn Trains • 2883 East Spring Street • Suite 100 • Long Beach, CA • 90806
 310-763-7140 • fax 562-427-0536 • www.athearn.com