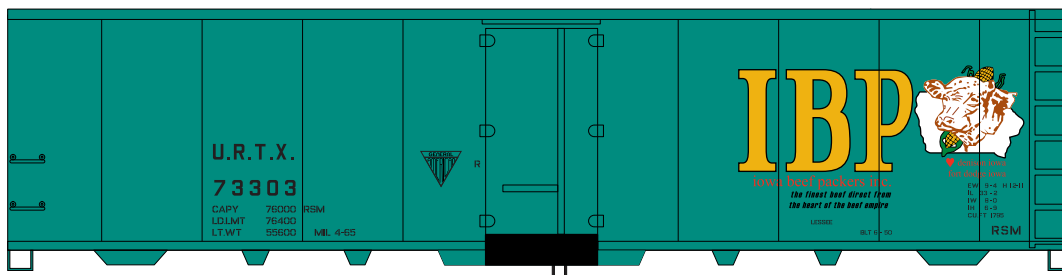




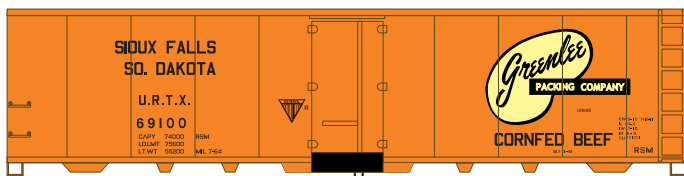
Announced: 9-22-09
 Orders Due: 10-16-09
 ETA: January 2010

40' Steel Reefer

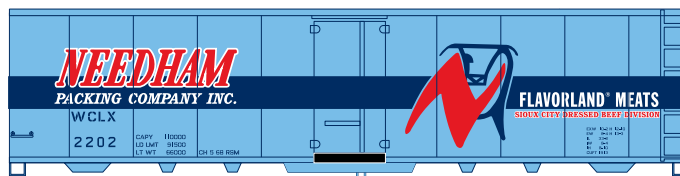


Era: 1940s-1960s

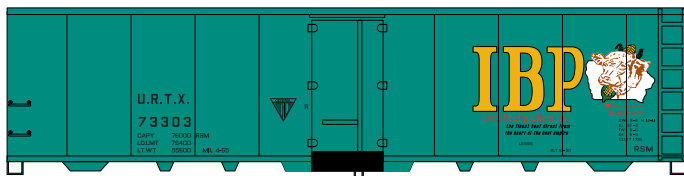
- Fully assembled
- Razor-sharp printing and painting
- McHenry® scale knuckle spring couplers
- Perfect for small home layouts
- RP25 profile machined 33" metal wheel sets
- Weighted for optimum performance



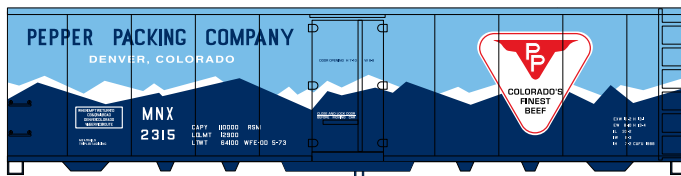
- ___ 71347 Greenlee #1 \$17.98
- ___ 71348 Greenlee #2 \$17.98



- ___ 71353 Needham #1 (blue) \$17.98
- ___ 71354 Needham #2 (blue) \$17.98



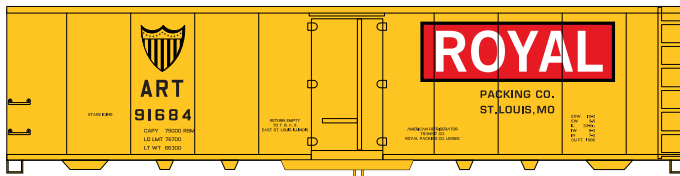
- ___ 71349 IBP #1 \$17.98
- ___ 71350 IBP #2 \$17.98



- ___ 71355 Pepper #1 \$17.98
- ___ 71356 Pepper #2 \$17.98



- ___ 71351 Needham #1 (yellow) \$17.98
- ___ 71352 Needham #2 (yellow) \$17.98



- ___ 71357 Royal #1 \$17.98
- ___ 17358 Royal #2 \$17.98

Athearn Trains • 2883 East Spring Street • Suite 100 • Long Beach, CA • 90806
 310-763-7140 • fax 562-427-0536 • www.athearn.com