

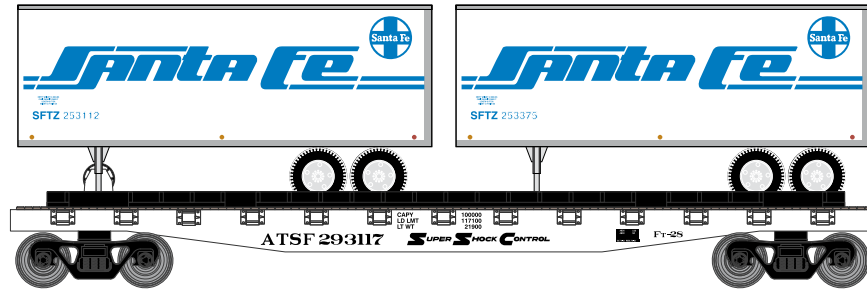


HO 50' TOFC Flat w/2 Trailers

Announced 4.28.17
Available for Backorder

ETA: March 2018


Santa Fe



Era: 1980+

- RND7886 HO 50' Flat w/2 25' Trailer, SF #1
- RND7887 HO 50' Flat w/2 25' Trailer, SF #2
- RND7888 HO 50' Flat w/2 25' Trailer, SF #3

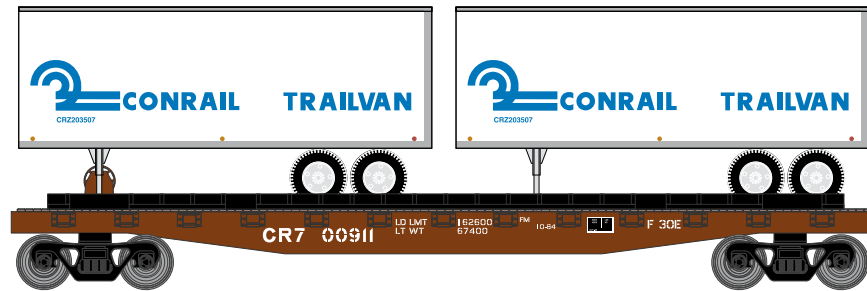
Burlington Northern



Era: 1983+

- RND7889 HO 50' Flat w/2 25' Trailer, BN #1
- RND7890 HO 50' Flat w/2 25' Trailer, BN #2
- RND7891 HO 50' Flat w/2 25' Trailer, BN #3


Conrail



Era: 1984+

- RND7895 HO 50' Flat w/2 25' Trailer, CR #1
- RND7896 HO 50' Flat w/2 25' Trailer, CR #2
- RND7897 HO 50' Flat w/2 25' Trailer, CR #3

Norfolk Southern



Era: 1995+

- RND7898 HO 50' Flat w/2 25' Trailer, NS #1
- RND7899 HO 50' Flat w/2 25' Trailer, NS #2
- RND7906 HO 50' Flat w/2 25' Trailer, NS #3

\$37.98 (INCLUDES 2-TRAILERS) SRP




Visit Your Local Retailer | Visit www.athearn.com | Call 1.800.338.4639



HO 50' TOFC Flat w/2 Trailers Chicago & North Western*

Announced 4.28.17
Available for Backorder

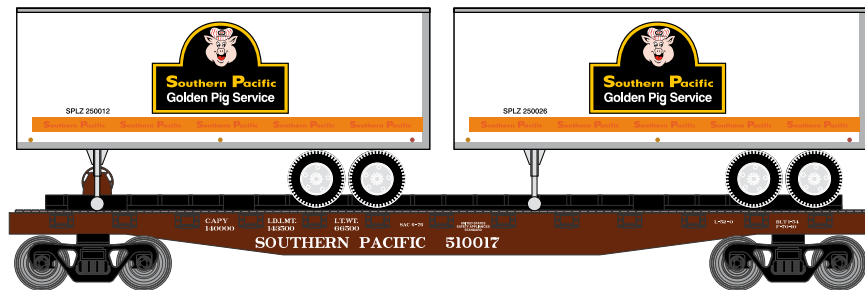
ETA: March 2018



Era: 1986+

RND7892	HO 50' Flat w/2 25' Trailer, C&NW #1
RND7893	HO 50' Flat w/2 25' Trailer, C&NW #2
RND7894	HO 50' Flat w/2 25' Trailer, C&NW #3

Southern Pacific*



Era: 1976+

RND7907	HO 50' Flat w/2 25' Trailer, SP #1
RND7908	HO 50' Flat w/2 25' Trailer, SP #2
RND7909	HO 50' Flat w/2 25' Trailer, SP #3

All Road Names

PROTOTYPE AND BACKGROUND INFO:

Trailer On Flat Car (TOFC) has been in service since the 1940s when it was originally developed to load truck trailers onto flat cars to streamline service and minimize transferring cargo from boxcars to trailers. In the early 1980s, after the railroads were deregulated, TOFC service exploded in North America. The railroad's ability to adjust haul rates to be competitive with trucking meant new revenue in areas that the railroads weren't able to successfully compete before.

MODEL FEATURES:

- Flat car includes two decorated 25' trailers
- Roller bearing 70-ton trucks with 33" wheels
- Fully-assembled and ready to run out of the box
- Highly-detailed, injection-molded body
- Separately applied brake wheel
- Machined metal wheels with RP25 contours operate on all popular brands of track
- Weighted for trouble free operation
- Body mounted McHenry operating scale knuckle couplers
- Window packaging for easy viewing plus interior plastic blister safely holds the model for convenient storage
- Replacement parts available
- Minimum radius: 18"

\$37.98 (INCLUDES 2-TRAILERS) SRP



Visit Your Local Retailer | Visit www.athearn.com | Call 1.800.338.4639

* Union Pacific Licensed Product