

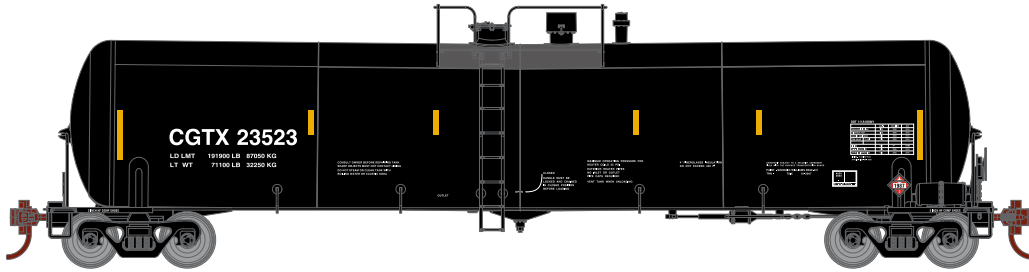


HO 30,000-Gallon Ethanol Tank

Announced 12.29.15
Orders Due: 1.22.16

Canadian General Transit

ETA: November 2016

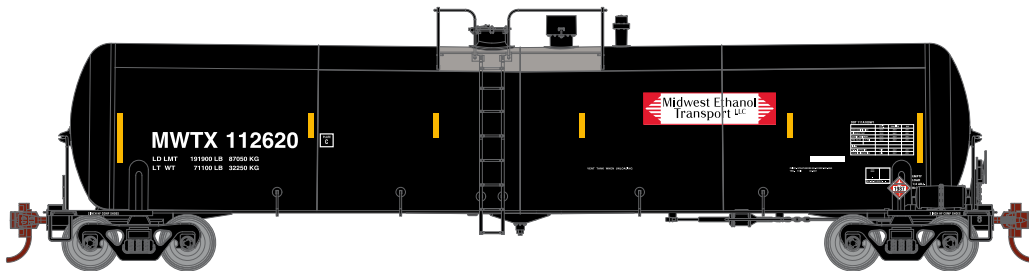


Era: 2006+

ATH98456
 ATH98457
 ATH98458
 ATH98459

HO RTR 30,000-Gallon Ethanol Tank, CGTX #23523
 HO RTR 30,000-Gallon Ethanol Tank, CGTX #1 (3)
 HO RTR 30,000-Gallon Ethanol Tank, CGTX #2 (3)
 HO RTR 30,000-Gallon Ethanol Tank, CGTX #3 (3)

Midwest Ethanol Transport

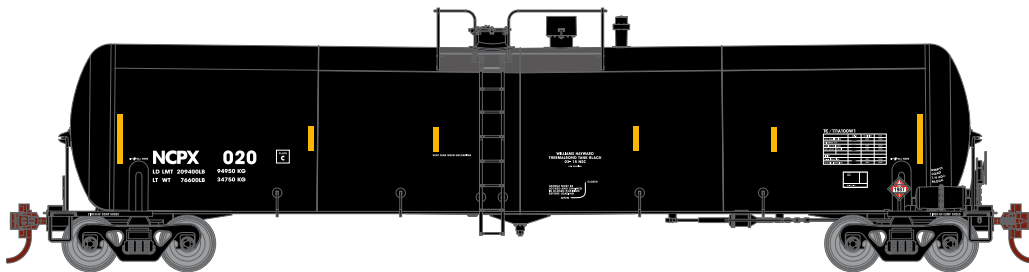


Era: 2007+

ATH98460
 ATH98461
 ATH98462
 ATH98463

HO RTR 30,000-Gallon Ethanol Tank, MWTX #112620
 HO RTR 30,000-Gallon Ethanol Tank, MWTX #1 (3)
 HO RTR 30,000-Gallon Ethanol Tank, MWTX #2 (3)
 HO RTR 30,000-Gallon Ethanol Tank, MWTX #3 (3)

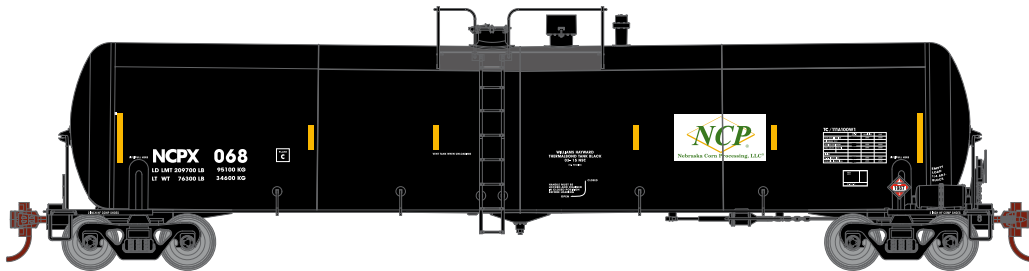
Nebraska Corn Processing



Era: 2015+

ATH98464
 ATH98465
 ATH98466
 ATH98467

HO RTR 30,000-Gallon Ethanol Tank, NCPX #020
 HO RTR 30,000-Gallon Ethanol Tank, NCPX #1 (3)
 HO RTR 30,000-Gallon Ethanol Tank, NCPX #2 (3)
 HO RTR 30,000-Gallon Ethanol Tank, NCPX #3 (3)



Era: 2015+

ATH98468
 ATH98469
 ATH98470
 ATH98471

HO RTR 30,000-Gallon Ethanol Tank, NCPX #068
 HO RTR 30,000-Gallon Ethanol Tank, NCPX #1 (3)
 HO RTR 30,000-Gallon Ethanol Tank, NCPX #2 (3)
 HO RTR 30,000-Gallon Ethanol Tank, NCPX #3 (3)

\$38.98 SRP

3-PACK \$106.98 SRP



Visit Your Local Retailer | Visit www.athearn.com | Call 1.800.338.4639

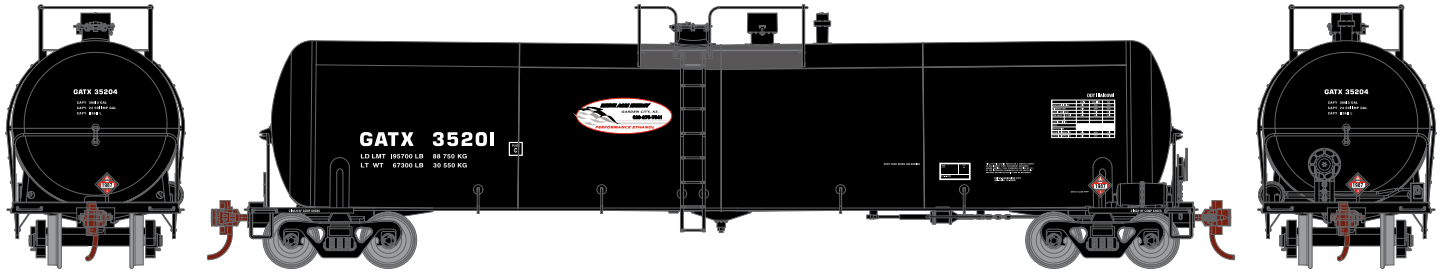


HO 30,000-Gallon Ethanol Tank

Announced 12.29.15
Orders Due: 1.22.16

Reeve Agri Energy

ETA: November 2016



Era: 2000+

ATH98472
ATH98473
ATH98474
ATH98475

HO RTR 30,000-Gallon Ethanol Tank, GATX/Reeve Agri Energy #35201
HO RTR 30,000-Gallon Ethanol Tank, GATX/Reeve Agri Energy #1 (3)
HO RTR 30,000-Gallon Ethanol Tank, GATX/Reeve Agri Energy #2 (3)
HO RTR 30,000-Gallon Ethanol Tank, GATX/Reeve Agri Energy #3 (3)

All Road Names

MODEL FEATURES:

- Scaled from prototype manufacturer's drawings
- Separately applied walkway platform, manway, outlet, ladders, brake rigging detail, safety rail supports and tank saddles
- Photo etched metal walkways and end platforms
- Wire safety rails and end handrails
- Printed placards
- Full underframe detail: air brake reservoir, control valve, and brake cylinder with plumbing and brake rod details
- Body-mounted, McHenry operating scale upper and lower shelf knuckle couplers
- 100 ton roller bearing trucks with machined metal wheels
- Fully-assembled and ready-to-run
- Accurately painted and printed
- Highly-detailed, injection-molded body
- Weighted for trouble free operation
- Wheels with RP25 contours operate on all popular brands of trackWindow packaging for easy viewing
- Interior plastic blister safely holds the model for convenient storage
- Minimum radius: 18"
- Recommended radius: 22"

PROTOTYPE INFORMATION

Modern ethanol tank cars have a 30,000-gallon capacity. Most tank cars are owned by railcar leasing companies. Many are leased to the ethanol producing companies and carry their company logos. Fuel dealers, small refineries and other industries receive single cars and small blocks of cars that are mixed into freight trains. Large gasoline refineries may receive 100-car unit trains several times per week.

\$38.98 SRP

3-PACK \$106.98 SRP



Visit Your Local Retailer | Visit www.athearn.com | Call 1.800.338.4639