

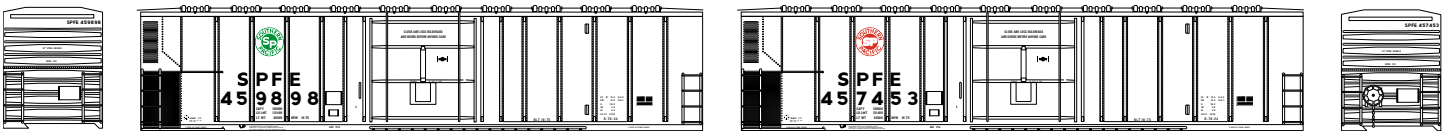
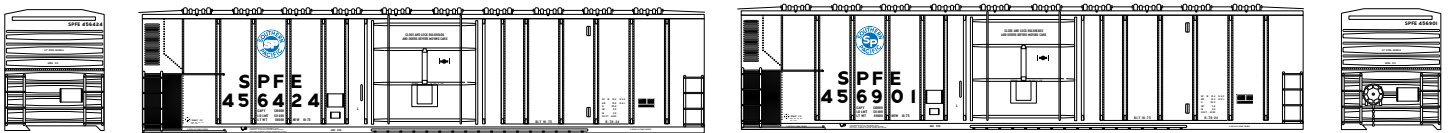
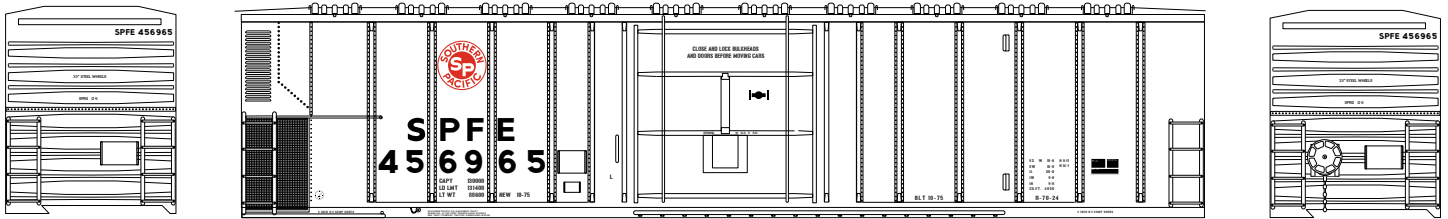


# N PC&F 57' Mechanical Reefer

Announced 9.28.18  
**Orders Due: 10.26.18**

ETA: September 2019

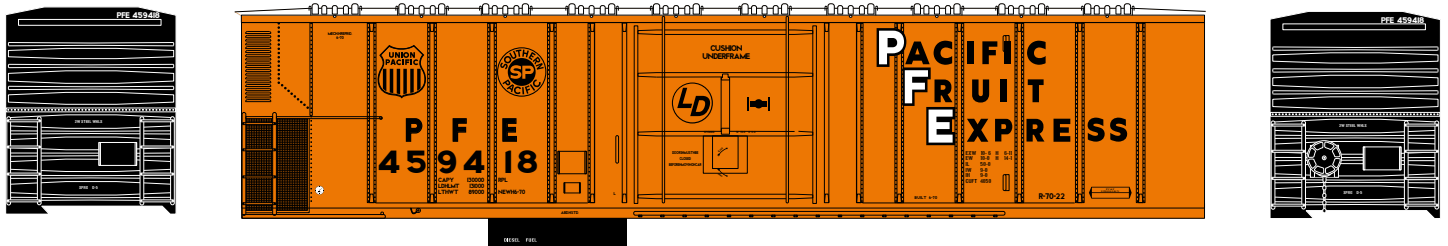
## Southern Pacific\*



Era: 1987+

- |          |   |
|----------|---|
| ATH25331 | N 57' PCF Mechanical Reefer, SPFE #456965 |
| ATH25332 | N 57' PCF Mechanical Reefer, SPFE #456424 |
| ATH25333 | N 57' PCF Mechanical Reefer, SPFE #456901 |
| ATH25334 | N 57' PCF Mechanical Reefer, SPFE #457453 |
| ATH25335 | N 57' PCF Mechanical Reefer, SPFE #459898 |

## Pacific Fruit Express\*



Era: 1969+

- |          |  |
|----------|--|
| ATH11129 | N 57' PCF Mechanical Reefer, PFE #459418 |
| ATH25336 | N 57' PCF Mechanical Reefer, PFE #459411 |
| ATH25337 | N 57' PCF Mechanical Reefer, PFE #459487 |
| ATH17454 | N 57' PCF Mechanical Reefer, PFE #457436 |
| ATH17455 | N 57' PCF Mechanical Reefer, PFE #457484 |

**\$24.98**SRP



Visit Your Local Retailer | Visit [www.athearn.com](http://www.athearn.com) | Call 1.800.338.4639

\* Union Pacific Licensed Product


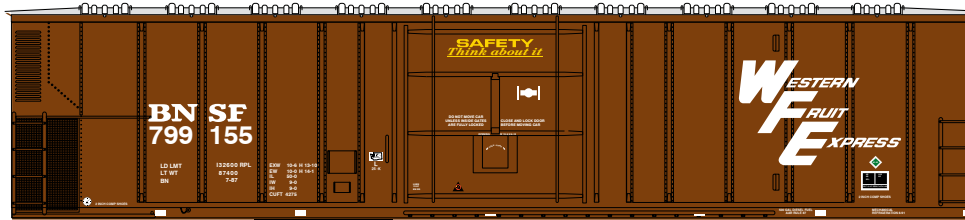



# N PC&F 57' Mechanical Reefer

Announced 9.28.18  
**Orders Due: 10.26.18**

ETA: September 2019


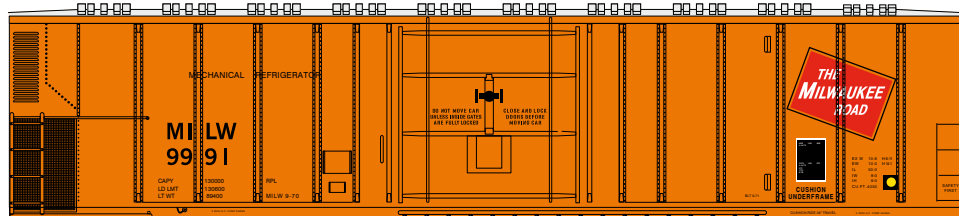
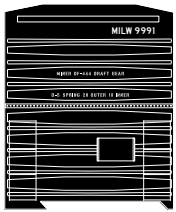
## Burlington Northern Santa fe



Era: 1996+

- |          |   |
|----------|---|
| ATH25338 | N 57' PCF Mechanical Reefer, BNSF/Brown #799155 |
| ATH25339 | N 57' PCF Mechanical Reefer, BNSF/Brown #799495 |
| ATH25340 | N 57' PCF Mechanical Reefer, BNSF/Brown #799209 |
| ATH25341 | N 57' PCF Mechanical Reefer, BNSF/Brown #799059 |
| ATH25342 | N 57' PCF Mechanical Reefer, BNSF/Brown #799514 |


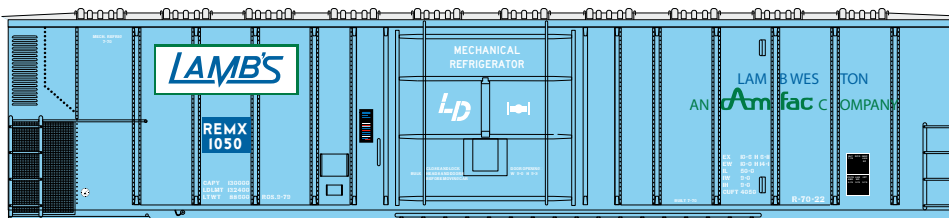
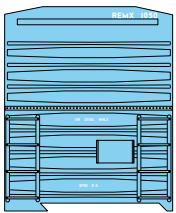
## Milwaukee Road



Era: 1969+

- |          |   |
|----------|---|
| ATH11119 | N 57' PCF Mechanical Reefer, MILW #9991 |
| ATH25343 | N 57' PCF Mechanical Reefer, MILW #9864 |
| ATH25344 | N 57' PCF Mechanical Reefer, MILW #9971 |


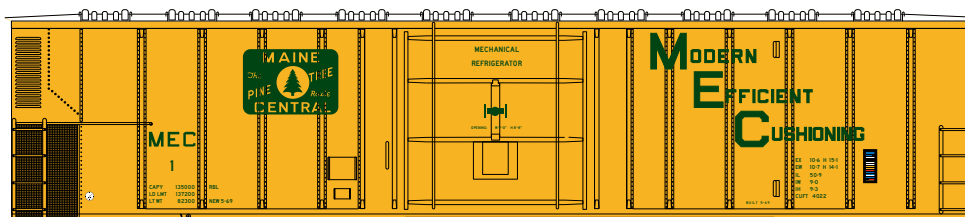
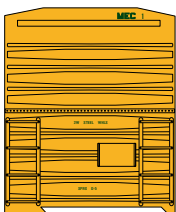
## Lamb Weston



Era: 1969+

- |          |  |
|----------|--|
| ATH11103 | N 57' PCF Mechanical Reefer, Lamb Weston #1050 |
| ATH11104 | N 57' PCF Mechanical Reefer, Lamb Weston #1052 |

## Maine Central



Era: 1969+

- |          |                                     |
|----------|-------------------------------------|
| ATH11105 | N 57' PCF Mechanical Reefer, MEC #1 |
| ATH11106 | N 57' PCF Mechanical Reefer, MEC #2 |

**\$24.98**SRP



Visit Your Local Retailer | Visit [www.atherna.com](http://www.atherna.com) | Call 1.800.338.4639

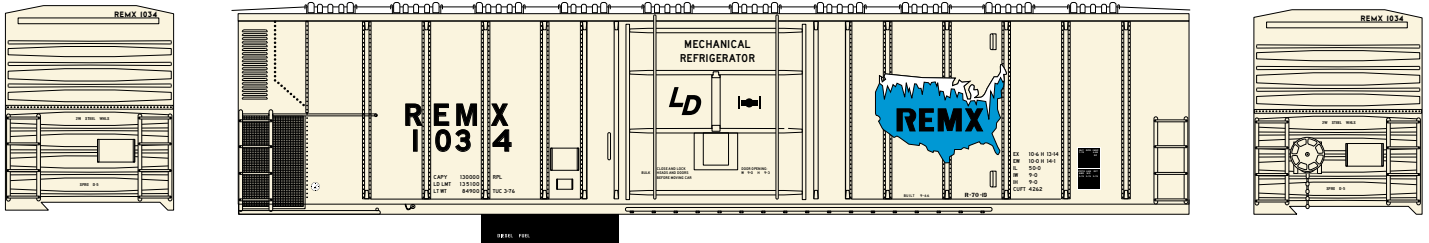


# N PC&F 57' Mechanical Reefer

Announced 9.28.18  
Orders Due: 10.26.18

ETA: September 2019

## REMX



Era: 1970s+

ATH25345  
ATH25346

N 57' PCF Mechanical Reefer, REMX #1034  
N 57' PCF Mechanical Reefer, REMX #1087

## All Road Names

### PROTOTYPE HISTORY:

Pacific Car and Foundry responded to the railroad's migration from ice stored in bunkers as a primary cooling system to the diesel mechanical systems. The mechanical reefers could keep a more regular temperature, often times colder than what the ice bunker cars could at the time. Initially mechanical reefers were used primarily in frozen food service. This would soon change as mechanical refrigeration began to replace ice-based systems. Soon after, mechanical refrigeration units replaced the "armies" of personnel required to re-ice the cars. Several different deliveries of the PC&F 57' mechanical reefer were made to many different railroads in the mid to late 1960s. Many have been rebuilt and are still in service today.

### MODEL FEATURES:

- Fully assembled and ready for your layout
- Razor sharp printing and painting
- Weighted for optimum performance
- Body mounted McHenry scale knuckle spring couplers installed
- Machined 33" metal wheels
- McHenry operating scale knuckle couplers
- Window packaging for easy viewing
- Interior plastic blister safely holds the model for convenient storage
- Minimum radius: 10"

**\$24.98**SRP



Visit Your Local Retailer | Visit [www.athearn.com](http://www.athearn.com) | Call 1.800.338.4639