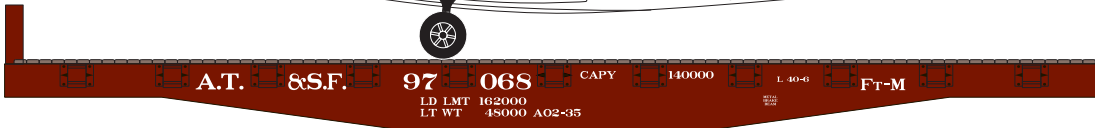




Announced: 3-23-10
Orders Due: 4-16-10
 ETA: July 2010

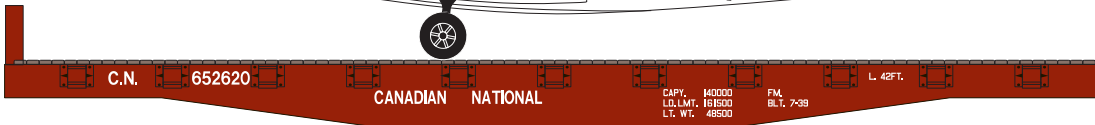
40' Flat with Plane



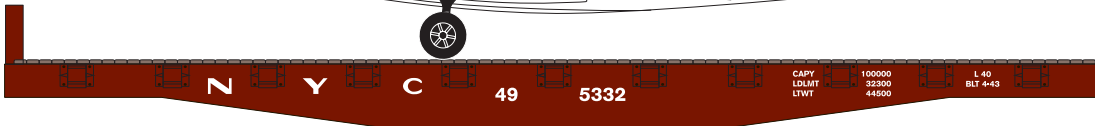
- ___ 96325 ATSF #97068 \$21.98
- ___ 96326 ATSF #97143 \$21.98



This blue plane will be in
 96326, 96328, 96330, 96332



- ___ 96327 Canadian National #652620 \$21.98
- ___ 96328 Canadian National #652746 \$21.98



- ___ 96329 New York Central #495332 \$21.98
- ___ 96330 New York Central #495334 \$21.98



- ___ 96331 Pennsylvania #473589 \$21.98
- ___ 96332 Pennsylvania #473602 \$21.98

Era: 1930s - 1970s

- Fully assembled
- Razor-sharp printing and painting
- McHenry® scale knuckle spring couplers
- Plane paint schemes will vary with each car number
- Perfect for small home layouts
- RP25 profile machined 33" metal wheel sets
- Weighted for optimum performance

Athearn Trains • 2883 East Spring Street • Suite 100 • Long Beach, CA • 90806
 310-763-7140 • fax 562-427-0536 • www.athearn.com