


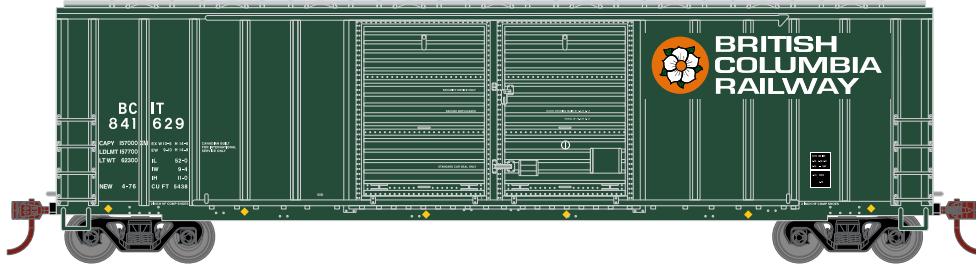


N 50' FMC Double Door British Columbia Railway


Announced 1.26.18
Orders Due: 2.23.18
ETA: January 2019



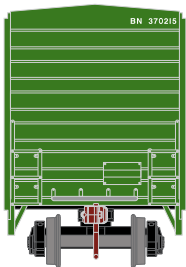
Era: 1976+



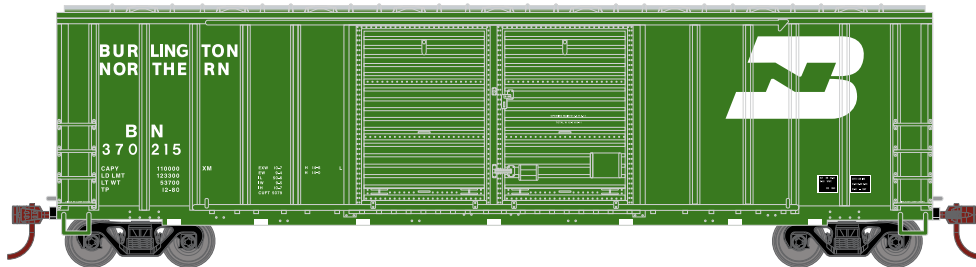
ATH17531 N 50' FMC Double Door Box, BCOL #841629
ATH17532 N 50' FMC Double Door Box, BCOL #841667
ATH17533 N 50' FMC Double Door Box, BCOL #842056




Burlington Northern



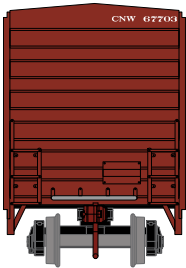
Era: 1980+



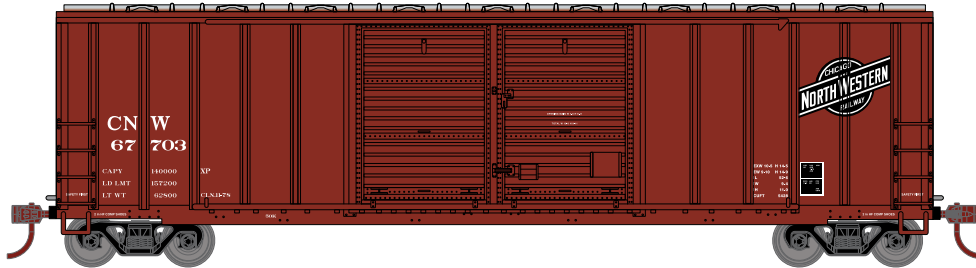
ATH17534 N 50' FMC Double Door Box, BN #370215
ATH17535 N 50' FMC Double Door Box, BN #370287
ATH17536 N 50' FMC Double Door Box, BN #370334




Chicago & North Western*



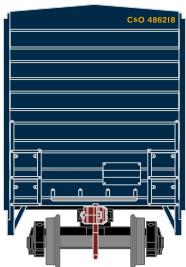
Era: 1978+




ATH17537 N 50' FMC Double Door Box, C&NW #67703
ATH17538 N 50' FMC Double Door Box, C&NW #67727
ATH17539 N 50' FMC Double Door Box, C&NW #67735




Chesapeake & Ohio



Era: 1981+



ATH17540 N 50' FMC Double Door Box, C&O #486218
ATH17541 N 50' FMC Double Door Box, C&O #486237
ATH17542 N 50' FMC Double Door Box, C&O #486243



\$22.98SRP



Visit Your Local Retailer | Visit www.athearn.com | Call 1.800.338.4639

* Union Pacific Licensed Product


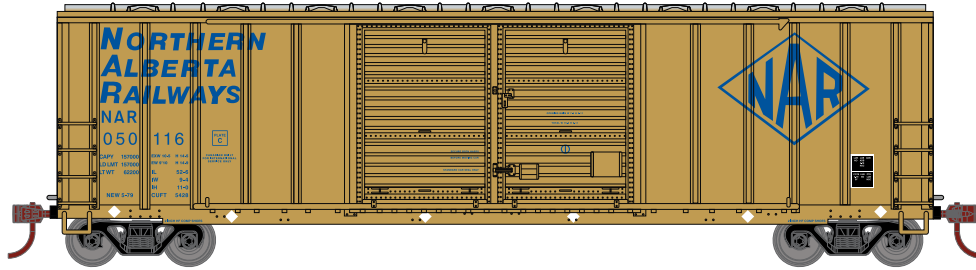



N 50' FMC Double Door

Announced 1.26.18
Orders Due: 2.23.18

ETA: January 2019


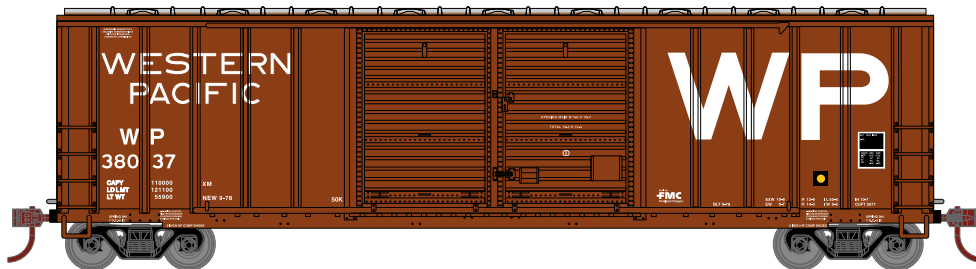

Northern Alberta Railway



Era: 1979+

ATH17543 N 50' FMC Double Door Box, NAR #050116
 ATH17544 N 50' FMC Double Door Box, NAR #050135
 ATH17545 N 50' FMC Double Door Box, NAR #050163


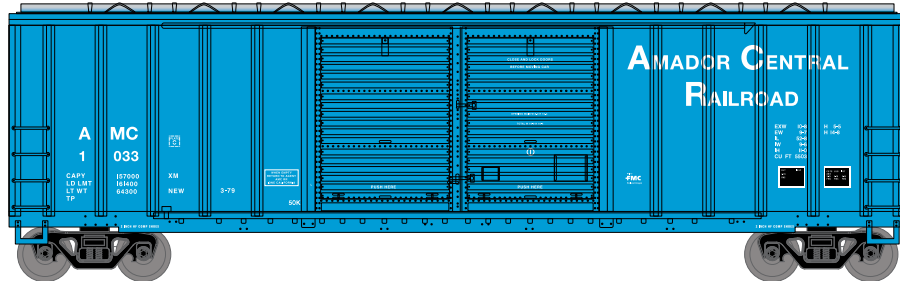
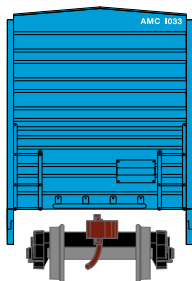
Western Pacific*



Era: 1978+

ATH17546 N 50' FMC Double Door Box, WP #38037
 ATH17547 N 50' FMC Double Door Box, WP #38069
 ATH17548 N 50' FMC Double Door Box, WP #38115


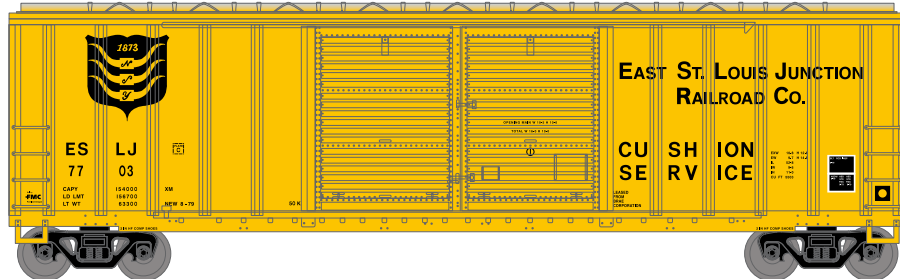
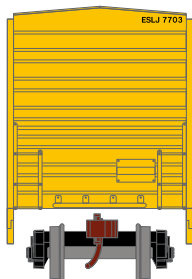
Amador Central



Era: 1979+

ATH17549 N 50' FMC Double Door Box, AMC #1033
 ATH17550 N 50' FMC Double Door Box, AMC #1047
 ATH17551 N 50' FMC Double Door Box, AMC #1064

East St. Louis Junction



Era: 1979+

ATH17552 N 50' FMC Double Door Box, ESLJ #7703
 ATH17553 N 50' FMC Double Door Box, ESLJ #7714
 ATH17554 N 50' FMC Double Door Box, ESLJ #7723

\$22.98 SRP



Visit Your Local Retailer | Visit www.athearn.com | Call 1.800.338.4639

* Union Pacific Licensed Product

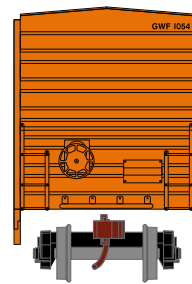
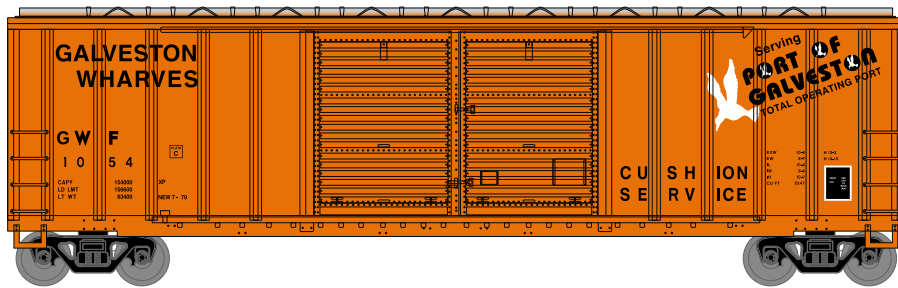
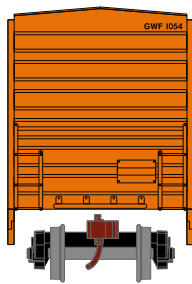


N 50' FMC Double Door

Announced 1.26.18
Orders Due: 2.23.18

ETA: January 2019

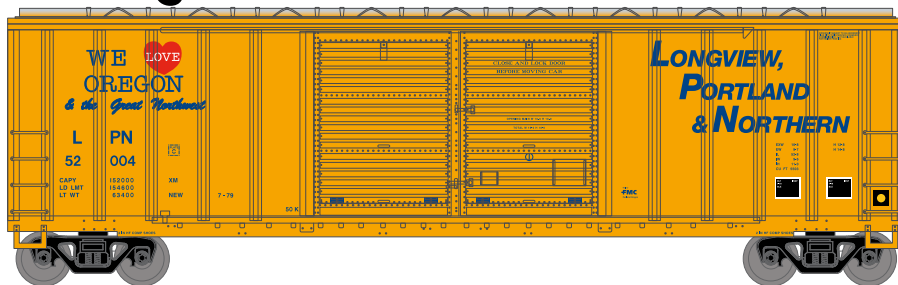
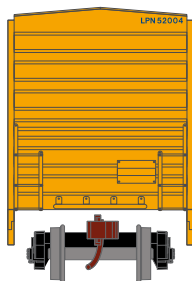
Galveston Wharves



Era: 1979+

ATH17555	N 50' FMC Double Door Box, GWF #1054
ATH17556	N 50' FMC Double Door Box, GWF #1069
ATH17557	N 50' FMC Double Door Box, GWF #1142

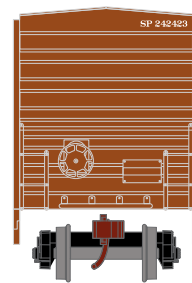
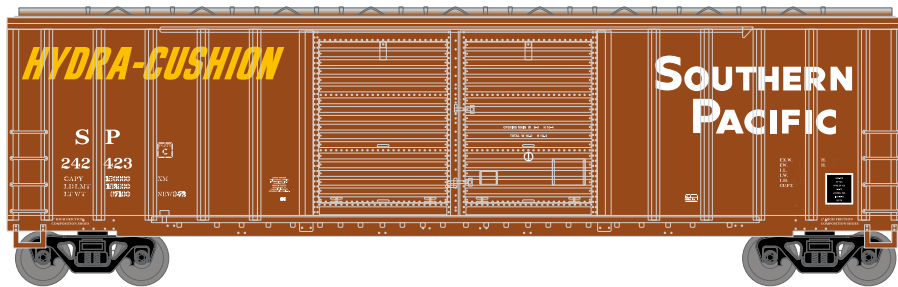
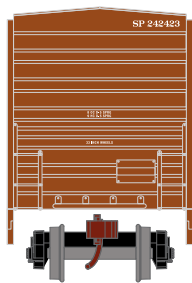
Longview Portland & Northern



Era: 1979+

ATH17558	N 50' FMC Double Door Box, LP&N #52004
ATH17559	N 50' FMC Double Door Box, LP&N #52027
ATH17560	N 50' FMC Double Door Box, LP&N #52036

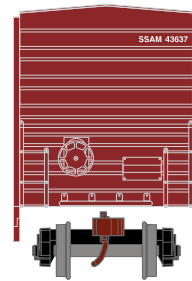
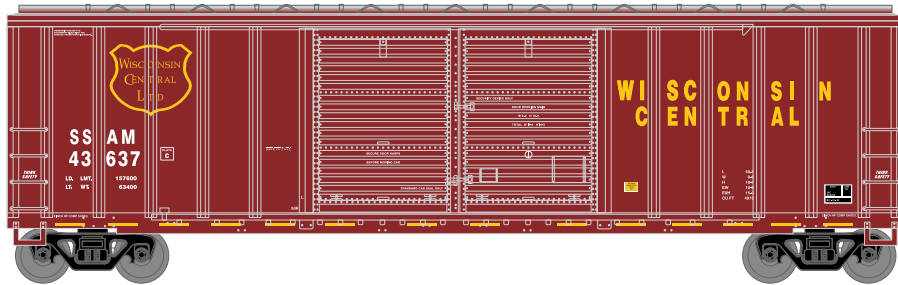
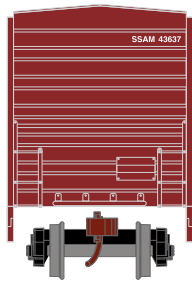
Southern Pacific*



Era: 1972+

ATH17561	N 50' FMC Double Door Box, SP #242423
ATH17562	N 50' FMC Double Door Box, SP #242506
ATH17563	N 50' FMC Double Door Box, SP #242530

Wisconsin Central



Era: 1989+

ATH17564	N 50' FMC Double Door Box, WC #SSAM 43637
ATH17565	N 50' FMC Double Door Box, WC #SSAM 43620
ATH17566	N 50' FMC Double Door Box, WC #SSAM 43641

\$22.98SRP

* Union Pacific Licensed Product



Visit Your Local Retailer | Visit www.athearn.com | Call 1.800.338.4639



N 50' FMC Double Door All Road Names

Announced 1.26.18
Orders Due: 2.23.18

ETA: January 2019

PROTOTYPE AND BACKGROUND INFO:

It was the mid 1970s, and the incentive per diem box car boom was just beginning. New, brightly painted box cars seemed to appear overnight. Many were lettered for various short lines. FMC (Food Machinery Corporation) was a significant builder of many of these cars. The 50' outside post, non-terminating end box car, became the foundation for new per diem cars built in the 1970s. The 50' FMC cars also varied in door configuration and style to better suit each customer. These models can still be seen today in the modern railroading scene.

MODEL FEATURES:

- Three road numbers
- Scale profile brake wheel
- Roller bearing trucks
- Fully-assembled and ready-to-run out of the box
- Accurately painted and printed
- Highly detailed, injection molded body
- Machined metal wheels
- Screw mounted trucks
- Body-mounted McHenry knuckle couplers
- Weighted for trouble free operation
- Clear plastic jewel box for convenient storage
- Operates on Code 55 and 80 rail
- Minimum radius: 9 3/4"

\$22.98_{SRP}



Visit Your Local Retailer | Visit www.athearn.com | Call 1.800.338.4639

* Union Pacific Licensed Product