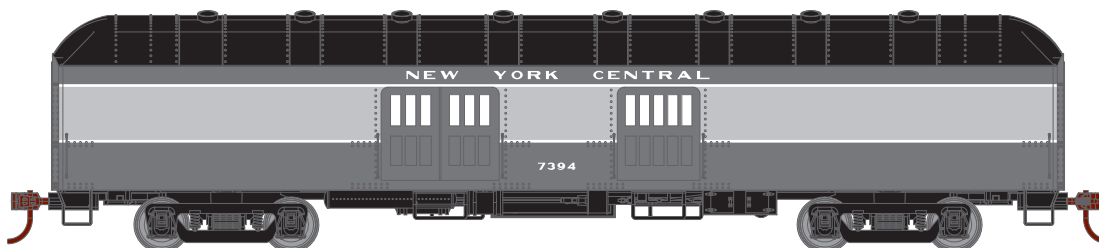



# ARCH ROOF BAGGAGE



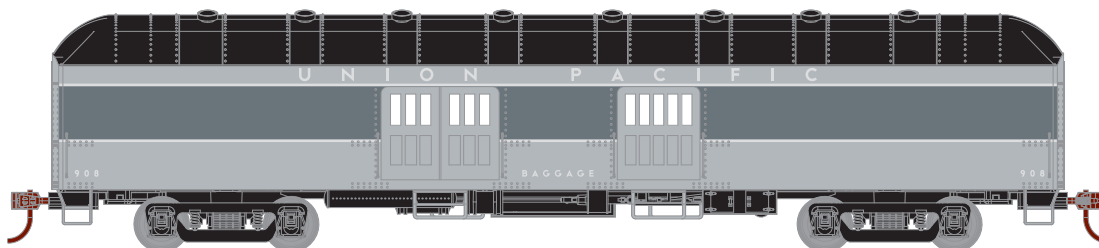
\_\_\_ 86521 CANADIAN PACIFIC #4257 \$39.98



\_\_\_ 86522 NEW YORK CENTRAL #7394 \$39.98



\_\_\_ 86523 SOUTHERN PACIFIC DAYLIGHT #6187 \$39.98\*



\_\_\_ 86524 UNION PACIFIC GRAY #908 \$39.98\*  
 \_\_\_ 86520 UNDECORATED \$39.98

ERA: 1930S TO 1950S  
 WITH THE MODEL DIE CASTING TOOLING AS THE FOUNDATION, WE HAVE MADE EXTENSIVE UP-GRADERS TO BRING YOU THESE FINE MODELS.

- NEW STIRRUP STEPS
- FULLY ASSEMBLED
- SEPARATE GRAB IRONS
- WEIGHTED FOR OPTIMUM PERFORMANCE
- MCHENRY® SCALE KNUCKLE SPRING COUPLERS
- 2 OR 3-AXLE TRUCKS, PER PROTOTYPE
- RAZOR SHARP PAINT AND PRINTING
- REMOVABLE ROOF-HELD WITH MAGNETS
- MACHINED 33" METAL RP25 PROFILE WHEELS
- WINDOW GLAZING
- VESTIBULE PARTITIONS

ATHEARN TRAINS • 1600 FORBES WAY • SUITE 120 • LONG BEACH, CA • 90810  
 310-763-7140 • FAX 562-427-0536 • WWW.ATHEARN.COM