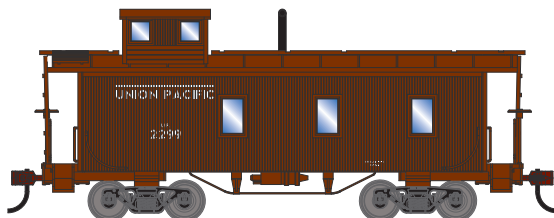



Union Pacific*



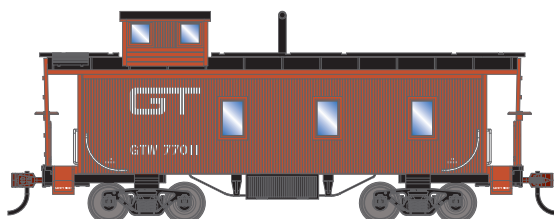
ATH-2591 UP #2299 Era: 1925+
ATH-2592 UP #2517

Chicago and North Western*




ATH-2593 CNW #10606 Era: 1930s+
ATH-2594 CNW #10711

Grand Trunk Western



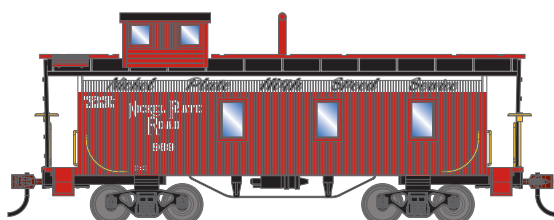
ATH-2595 GTW #77011 Era: 1960s+
ATH-2596 GTW #77136

Rock Island



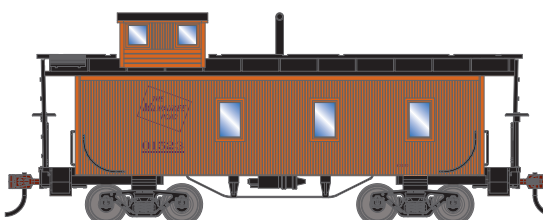
ATH-2597 RI #17962 Era: 1920s+
ATH-2598 RI #17964

Nickel Plate Road



ATH-2599 NKP #869 Era: 1930s+
ATH-2600 NKP #885

Milwaukee Road



ATH-2601 MILW #01523 Era: 1923+
ATH-2602 MILW #01524

All Road Names

MODEL FEATURES:

- Simulated wood sheathing
- Wire truss rods (as appropriate)
- Clear window glazing
- Painted steps (as appropriate)
- Machined RP25 profile 33" metal wheels
- McHenry® operating scale knuckle couplers
- Appropriate to each prototype: Detailed Arch bar or Bettendorf trucks with brake shoe detail
- Fully-assembled and ready for your layout
- Razor-sharp painting and printing
- Minimum radius: 18"

PROTOTYPE SPECIFIC INFORMATION

Perhaps one of the most recognizable icons of American railroading, the caboose completed the train. Caboose provide shelter for crew at the end of a train, who were long required for switching and shunting, and to keep a lookout for load shifting, damage to equipment and cargo, and overheating axles.

\$39.99 INDIVIDUAL

*Items listed are subject to cancellation if pre-order minimum production quantities are not met.

Orders Due: 01.24.25

ETA: AUGUST 2026