





Announced: 3-22-11  
**Orders Due: 4-15-11**  
 ETA: October 2011

# 50' PC&F Box Car 8' + 8' Landis Doors


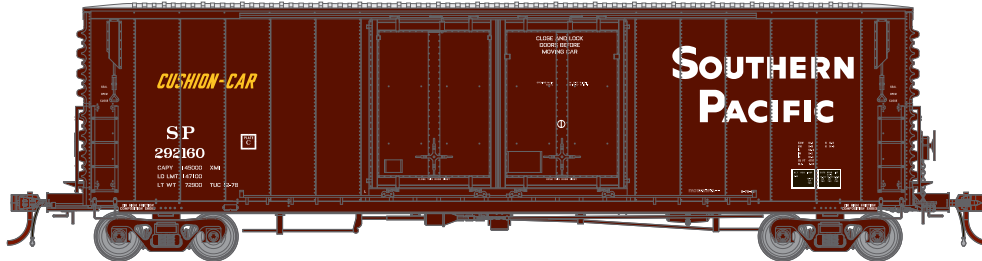


- \_\_\_ G69052 Evergreen #3268 \$37.98
- \_\_\_ G69053 Evergreen #3375 \$37.98
- \_\_\_ G69054 Evergreen #3389 \$37.98
- \_\_\_ G69055 Evergreen #3550 \$37.98



- \_\_\_ G69056 Evergreen #3266 with COTS \$37.98
- \_\_\_ G69057 Evergreen #3281 with COTS \$37.98
- \_\_\_ G69058 Evergreen #3315 with COTS \$37.98
- \_\_\_ G69059 Evergreen #3385 with COTS \$37.98

These four cars will have consolidated lube plates



- \_\_\_ G69060 Southern Pacific #292160 \$37.98\*
- \_\_\_ G69061 Southern Pacific #292174 \$37.98\*
- \_\_\_ G69062 Southern Pacific #292196 \$37.98\*
- \_\_\_ G69063 Southern Pacific #292237 \$37.98\*
- \_\_\_ G69064 Southern Pacific #292252 \$37.98\*
- \_\_\_ G69065 Southern Pacific #292285 \$37.98\*
- \_\_\_ G69051 Undecorated \$37.98

ERA: Late 1960s to 1990s

- Genesis-level detail including:
- Photo-etched cross-over end walks
- Separately applied door rods and operating hardware
- Wire form grab irons
- Train line, brake hoses and hardware
- Coupler lift bars
- .110" tread machined metal wheel sets and operating bearing caps
- McHenry® scale knuckle spring couplers
- Laser-sharp printing
- Weighted for optimal performance

Athearn Trains • 2883 East Spring Street • Suite 100 • Long Beach, CA • 90806  
 310-763-7140 • fax 562-427-0536 • www.athearn.com