

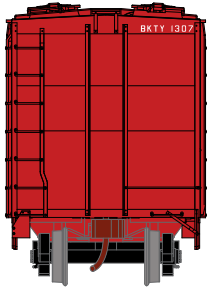


HO PS-2 2600 Covered Hopper

Announced 5.25.18
Orders Due: 6.22.18

Missouri - Kansas - Texas*

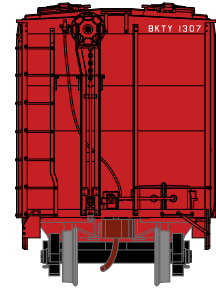
ETA: May 2019



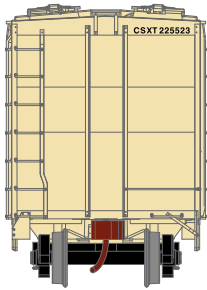
Era: 1966+



ATH63762 HO RTR PS-2 2600 Covered Hopper, MKT #1307
ATH63763 HO RTR PS-2 2600 Covered Hopper, MKT #1314
ATH63764 HO RTR PS-2 2600 Covered Hopper, MKT #1337



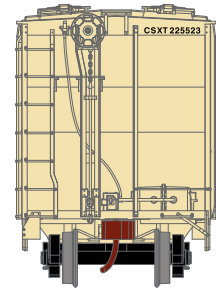
CSX



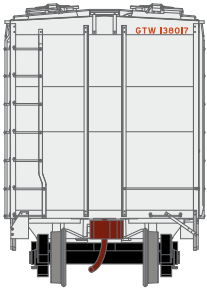
Era: 1989+



ATH63765 HO RTR PS-2 2600 Covered Hopper, CSX #225523
ATH63766 HO RTR PS-2 2600 Covered Hopper, CSX #225531
ATH63767 HO RTR PS-2 2600 Covered Hopper, CSX #225538



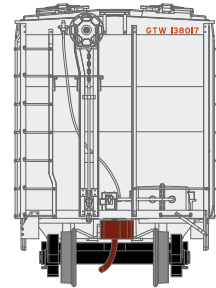
Grand Trunk Western



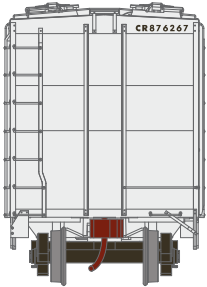
Era: 1965+



ATH63768 HO RTR PS-2 2600 Covered Hopper, GTW #138017
ATH63769 HO RTR PS-2 2600 Covered Hopper, GTW #138030
ATH63770 HO RTR PS-2 2600 Covered Hopper, GTW #138045



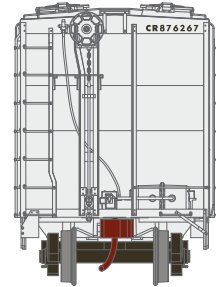
Conrail



Era: 1978+



ATH63771 HO RTR PS-2 2600 Covered Hopper, CR #876267
ATH63772 HO RTR PS-2 2600 Covered Hopper, CR #876277
ATH63773 HO RTR PS-2 2600 Covered Hopper, CR #876289



\$44.98SRP



Visit Your Local Retailer | Visit www.athearn.com | Call 1.800.338.4639

* Union Pacific Licensed Product

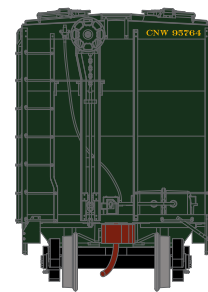



HO PS-2 2600 Covered Hopper

Announced 5.25.18
Orders Due: 6.22.18

ETA: May 2019

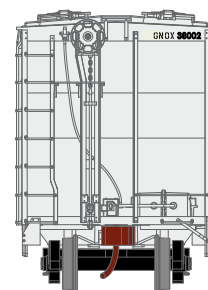
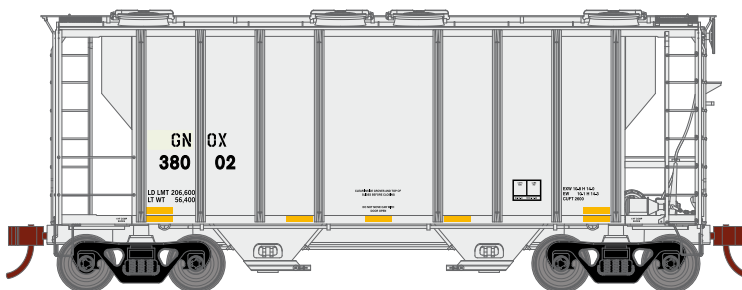
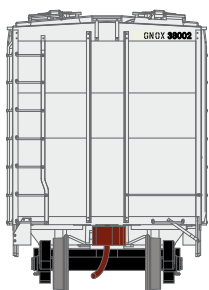
Chicago and North Western*



Era: 1974+

ATH63774	HO RTR PS-2 2600 Covered Hopper, C&NW #95764
ATH63775	HO RTR PS-2 2600 Covered Hopper, C&NW #95778
ATH63776	HO RTR PS-2 2600 Covered Hopper, C&NW #95783

Rio Grande Chemical*



Era: 2005+

ATH63777	HO RTR PS-2 2600 Covered Hopper, GNOX #38002
ATH63778	HO RTR PS-2 2600 Covered Hopper, GNOX #38010
ATH63779	HO RTR PS-2 2600 Covered Hopper, GNOX #38030

All Road Names

PROTOTYPE AND BACKGROUND INFO:

The PS-2 2600 cu ft covered hopper first entered service in the 1960s. The car was popular for cement and sand service and could still be found in use well into the 2000s. The most common service was cement and sand. Occasionally used as buffer cars in instances where a bulk load was not protected by a bulkhead, for example an unprotected lumber load on flat car would require a buffer car between the load and the locomotive.

MODEL FEATURES:

- Fully assembled and ready for your layout
- Highly detailed end cages and etched end platforms
- Flush or overhanging roof per prototype
- Machined metal wheels
- Weighted for trouble free operation
- Wheels with RP25 contours operate on all popular brands of track
- Body mounted McHenry operating scale knuckle couplers
- Window packaging for easy viewing plus interior plastic blister safely holds the model for convenient storage
- Replacement parts available
- Minimum radius: 18"

\$44.98SRP



Visit Your Local Retailer | Visit www.athearn.com | Call 1.800.338.4639

* Union Pacific Licensed Product