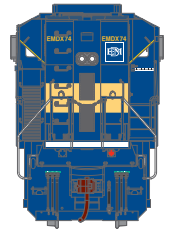

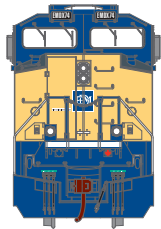






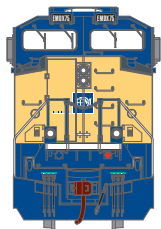
Announced: 7-24-12  
**Orders Due: 8-17-12**  
 ETA: March 2013

**HO SCALE**

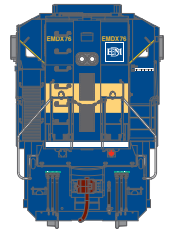

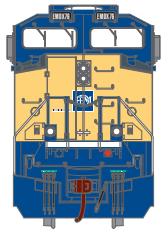
# SD70M-2 EMD Demo



\_\_\_ G68585 No Sound      \$199.98      \_\_\_ G68685 Sound      \$299.98      SD70M-2 EMDX #74



\_\_\_ G68586 No Sound      \$199.98      \_\_\_ G68686 Sound      \$299.98      SD70M-2 EMDX #75



\_\_\_ G68587 No Sound      \$199.98      \_\_\_ G68687 Sound      \$299.98      SD70M-2 EMDX #76

**Prototype Era: 2004-2006**

- Built in 2004, three SD70M-2 demonstration units were tested on various railroads (including Norfolk Southern, CSX and Florida East Coast) in the mid-2000s

**The SOUND**

- Onboard Tsunami sound and DCC decoder
- Program an M/U lashup with lead unit only horn, bell and lights.
- NMRA 8 pin and 9 pin DCC plugs.
- Full DCC functions when in DCC mode.

**The LOCOMOTIVE**

- Early and late (isolated) cabs
- Nose or cab mounted headlights
- New version HTCR or HTSC trucks
- Metal grab irons
- Dynamic brake louver variations as per the prototypes
- Brass horn
- Fuel tanks with single or dual fuel fillers
- Fan details
- McHenry® Scale Knuckle Spring Couplers
- Inverter box with original X-panels, X-panels with cut in louvers, or factory louvers
- Separately applied fuel tank, truck, and frame details including sander lines and Prime or Salem air filters
- Prototypically correct plow
- GPS dome and antennas as per the prototype
- Full cab interior including in cab video camera
- Correctly sized operating ditch lights
- MU hoses, coupler lift bars, train line air hoses
- Two styles of anticlimbers
- Safety tread on walkways
- Etched see through grills
- Early or late handbrake housing and wheel
- Machined nickel-plated and blackened RP25 wheels

Athearn Trains • 1600 Forbes Way • Suite 120 • Long Beach, CA • 90810  
 310-763-7140 • 877-422-9316 • fax 310-895-7484 • www.athearn.com

UPC 797534 68xxx