

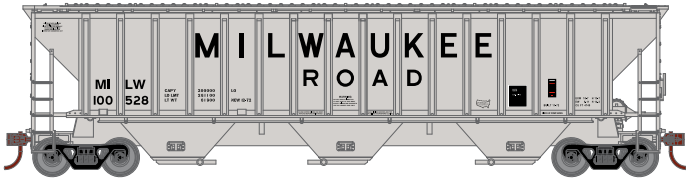



HO PS 4740 Covered Hopper

Announced 11.30.18
Orders Due: 12.28.18

ETA: November 2019

Milwaukee Road

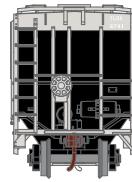




Era: 1972+

ATH18751
ATH18752
ATH18753
ATH18754

HO RTR PS 4740 Covered Hopper, MILW Grey #100528
HO RTR PS 4740 Covered Hopper, MILW Grey #100573
HO RTR PS 4740 Covered Hopper, MILW Grey #100634
HO RTR PS 4740 Covered Hopper, MILW Grey (3)

Pillsbury

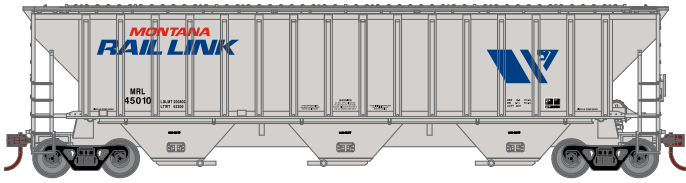


Era: 1967+

ATH18755
ATH18756
ATH18757
ATH18758

HO RTR PS 4740 Covered Hopper, TLDX Pillsbury #6741
HO RTR PS 4740 Covered Hopper, TLDX Pillsbury #6757
HO RTR PS 4740 Covered Hopper, TLDX Pillsbury #6780
HO RTR PS 4740 Covered Hopper, TLDX Pillsbury(3)

Montana Rail Link


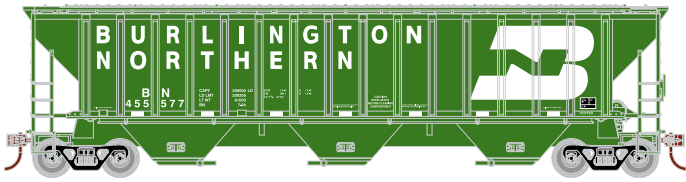
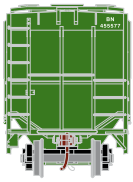


Era: 1990s+

ATH18759
ATH18760
ATH18761
ATH18762

HO RTR PS 4740 Covered Hopper, MRL Grey #45010
HO RTR PS 4740 Covered Hopper, MRL Grey #45038
HO RTR PS 4740 Covered Hopper, MRL Grey #45043
HO RTR PS 4740 Covered Hopper, MRL Grey (3)

Burlington Northern



Era: Mid 1980s+

ATH18763
ATH18764
ATH18765
ATH18766

HO RTR PS 4740 Covered Hopper, BN Late #45577
HO RTR PS 4740 Covered Hopper, BN Late #448689
HO RTR PS 4740 Covered Hopper, BN Late #456756
HO RTR PS 4740 Covered Hopper, BN Late (3)

\$31.98 Individual SRP **\$92.98** 3-Pack SRP



Visit Your Local Retailer | Visit www.athearn.com | Call 1.800.338.4639



HO PS 4740 Covered Hopper

Announced 11.30.18
Orders Due: 12.28.18

ETA: November 2019

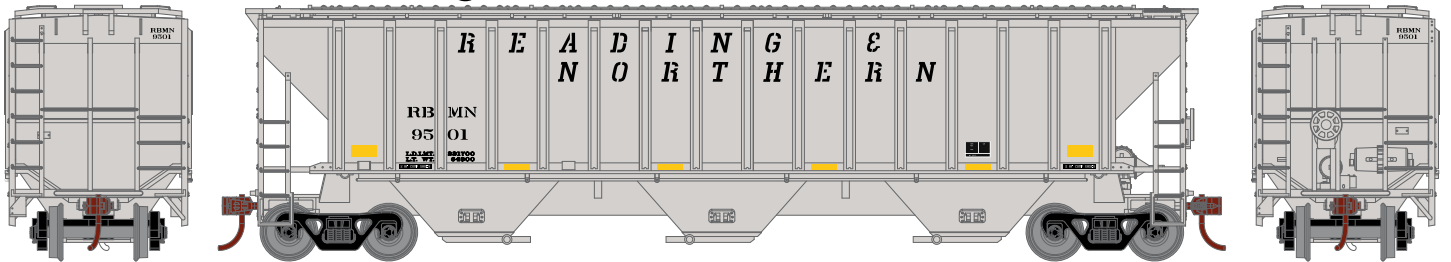
Chicago & NorthWestern*



Era: 1989+

- ATH18767 HO RTR PS 4740 Covered Hopper, CNW Yellow #753808
- ATH18768 HO RTR PS 4740 Covered Hopper, CNW Green #471700
- ATH18769 HO RTR PS 4740 Covered Hopper, CNW Yellow #174850
- ATH18770 HO RTR PS 4740 Covered Hopper, CNW Assorted (3)

Reading Blue Mountain & Northern



Era: 2005+

- ATH18771 HO RTR PS 4740 Covered Hopper, RBMN #9501
- ATH18772 HO RTR PS 4740 Covered Hopper, RBMN #9546
- ATH18773 HO RTR PS 4740 Covered Hopper, RBMN #9594
- ATH18774 HO RTR PS 4740 Covered Hopper, RBMN (3)

All Road Names

PRIMED FOR GRIME MODELS FEATURE:

- Duplicated look and feel of "In Service" equipment; "Tattered and Torn" just like the real thing
- Faded base colors matched to the prototype
- Patches applied and shaped per road number matching each corresponding side to the prototype
- Perfect starting point for adding grime and rust



#Ready2Rust

MODEL FEATURES:

- Fully assembled and ready for your layout
- Weighted for optimum performance
- Razor sharp painting and printing
- Body mounted McHenry operating scale knuckle couplers
- Roller bearing trucks with 36" machined metal wheels and RP25 contours operate on all popular brands of track
- Body mounted McHenry operating scale knuckle couplers
- Window packaging for easy viewing plus interior plastic blister safely holds the model for convenient storage
- Replacement parts available
- Minimum radius: 18"

PROTOTYPE AND BACKGROUND INFO:

Pullman-Standard dominated the covered hopper car market beginning in the 1950s, thanks to the design success of their PS-2 series of covered hoppers. In 1967 the 4740 cubic foot capacity covered hoppers were the successor to the earlier 4427 cubic foot design. PS responded to increasing demand for efficiency by the railroads and shippers alike, carrying more per trip than the earlier covered hoppers. Designed to carry bulk commodities, such as grain, these cars roamed the rails of North America for decades, attesting to their utilitarian functionality. These cars can still be seen today in service.

\$31.98 Individual SRP **\$92.98** 3-Pack SRP



Visit Your Local Retailer | Visit www.athearn.com | Call 1.800.338.4639