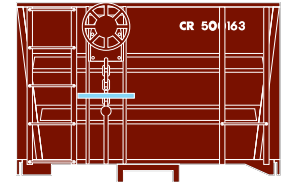
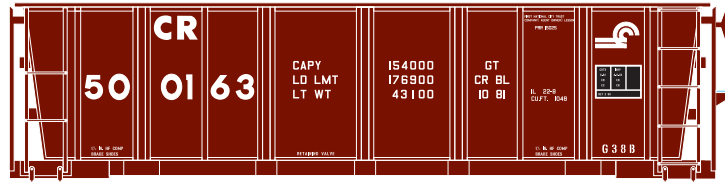
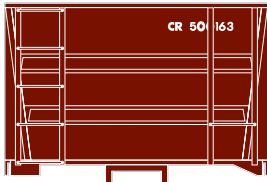
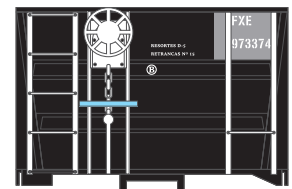





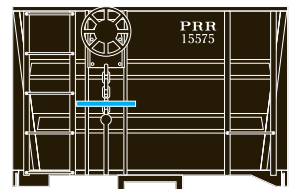
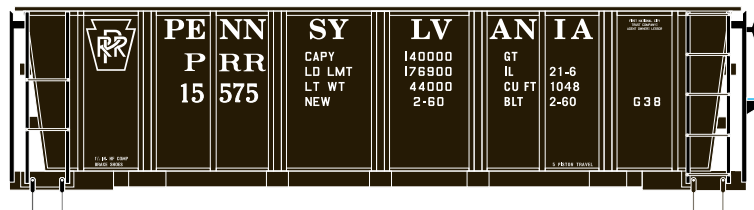
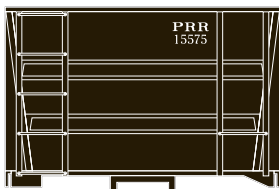
26' Tite Bottom Ore Car



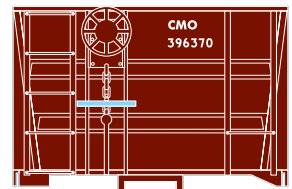
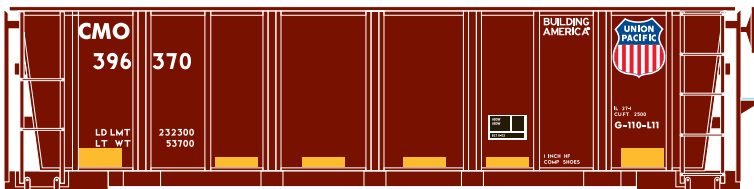
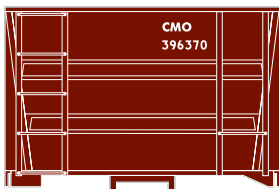
- ___ 97651 Conrail #500163 Single \$18.98
- ___ 97652 Conrail #1 (6 pack) \$99.98
- ___ 97653 Conrail #2 (6 pack) \$99.98
- ___ 97654 Conrail #3 (6 pack) \$99.98



- ___ 97655 FXE-Ferromex #973374 Single \$18.98
- ___ 97656 FXE-Ferromex #1 (6 pack) \$99.98
- ___ 97657 FXE-Ferromex #2 (6 pack) \$99.98
- ___ 97658 FXE-Ferromex #3 (6 pack) \$99.98



- ___ 97659 Pennsylvania #15575 Single \$18.98
- ___ 97660 Pennsylvania #1 (6 pack) \$99.98
- ___ 97661 Pennsylvania #2 (6 pack) \$99.98
- ___ 97662 Pennsylvania #3 (6 pack) \$99.98



- ___ 97663 UP/CMO #396370 Single \$18.98*
- ___ 97664 UP/CMO #1 (6 pack) \$99.98*
- ___ 97665 UP/CMO #2 (6 pack) \$99.98*
- ___ 97666 UP/CMO #3 (6 pack) \$99.98*

Era – 1958 - Present

- Removable cast resin ore load
- McHenry® scale knuckle spring couplers
- Weighted for optimum performance
- Machined metal wheels
- Six different road numbers in each set never available before
- Razor-sharp printing and painting

Athearn Trains • 2883 East Spring Street • Suite 100 • Long Beach, CA • 90806
 310-763-7140 • fax 562-427-0536 • www.athearn.com