




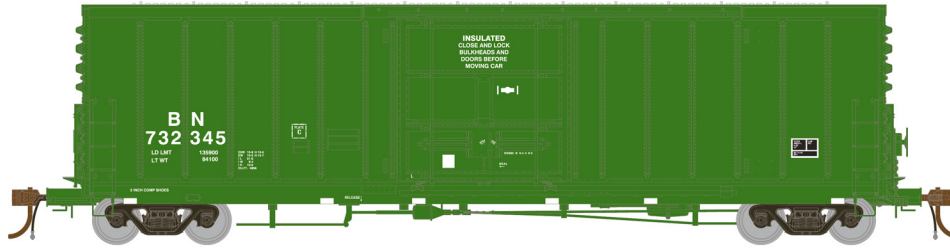
# HO 50' PC&F Plug Box Burlington Northern

Announced 10.27.17  
Orders Due: 11.24.17

ETA: October 2018




Era: 1990s+



ATHG26655 HO 50' PC&F Exterior Post Box, BN #732345  
 ATHG26656 HO 50' PC&F Exterior Post Box, BN #732364  
 ATHG26657 HO 50' PC&F Exterior Post Box, BN #732373



# DRGW/Golden West\*



Era: 2003+




*Primed for Grime*


ATHG26658 HO 50' PC&F Exterior Post Box, GWS/D&RGW #61532  
 ATHG26659 HO 50' PC&F Exterior Post Box, GWS/D&RGW #61689  
 ATHG26660 HO 50' PC&F Exterior Post Box, GWS/D&RGW #61691

**DRGW/GWS Features:**  
 • Each SKU features different patching and fading to match its prototype

# Illinois Central




Era: 1990s+




ATHG26661 HO 50' PC&F Exterior Post Box, IC #151644  
 ATHG26662 HO 50' PC&F Exterior Post Box, IC #151646  
 ATHG26663 HO 50' PC&F Exterior Post Box, IC #151650

# Union Pacific ex(MP)\*



Era: 1990s+




ATHG26664 HO 50' PC&F Exterior Post Box, MP/UP Shield #783008  
 ATHG26665 HO 50' PC&F Exterior Post Box, MP/UP Shield #783010  
 ATHG26666 HO 50' PC&F Exterior Post Box, MP/UP Shield #783023

**\$39.98**SRP



These items are subject to Horizon's MAP policy  
 \* Union Pacific Licensed Product

Visit Your Local Retailer | Visit [www.athearn.com](http://www.athearn.com) | Call 1.800.338.4639




# HO 50' PC&F Plug Box

Announced 10.27.17  
Orders Due: 11.24.17

ETA: October 2018

## Nestlé



Era: 1970+

ATHG26667	HO 50' PC&F Exterior Post Box, Nestle #43134
ATHG26668	HO 50' PC&F Exterior Post Box, Nestle #43137
ATHG26669	HO 50' PC&F Exterior Post Box, Nestle #43142

## All Road Names

### GENESIS FREIGHT CAR FEATURES:

- Fully-assembled and ready-to-run out of the box
- Accurately painted and printed for prototypical realism
- Highly-detailed, injection-molded body
- Separate wireform grab irons, etched metal coupler platforms, and/or etched metal roofwalk
- Coupler lift bars, trainline hoses, brake hoses, and hardware
- Full underframe detail: air brake reservoir, control valve, and brake cylinder with plumbing and brake rod details
- Trucks with animated rotating bearing caps
- Machined metal wheels
- Wheels with RP25 contours operate on all popular brands of track
- Weighted for trouble free operation
- Body-mounted, McHenry operating scale knuckle couplers
- Multiple road numbers
- Window packaging for easy viewing, plus interior plastic blister safely holds the model for convenient storage
- Replacement parts available

### FREIGHT CAR FEATURES:

- New road numbers and paint schemes
- Fully detailed full cushion underframe
- Separately applied door closure rods, side ladders, metal grab irons and etched metal end platforms
- 70-Ton roller bearing trucks with operating bearing caps
- Era: early 1960s to present
- Minimum radius: 18"
- Recommended radius: 22"

### PRIMED FOR GRIME MODELS FEATURE:

- Duplicated look and feel of "In Service" equipment; "Tattered and Torn" just like the real thing
- Faded base colors matched to the prototype
- Patches applied and shaped per road number matching each corresponding side to the prototype
- Perfect starting point for adding grime and rust



#Ready2Rust

**\$39.98**SRP

These items are subject to Horizon's MAP policy



Visit Your Local Retailer | Visit [www.athearn.com](http://www.athearn.com) | Call 1.800.338.4639