




HO 50' PC&F 14' Plug Door Box


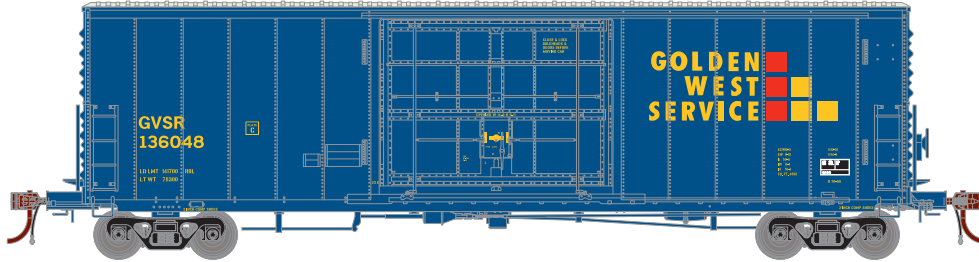
Golden West Service

Announced 6.22.18
Orders Due: 7.27.18

ETA: May 2019




Era: 1990+


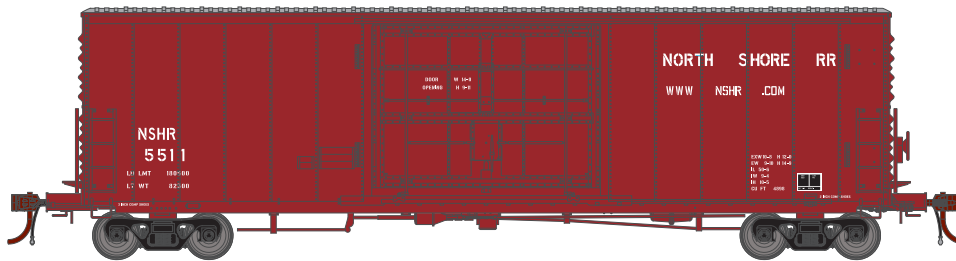


- ATHG69376 HO 50' PC&F SS Box w/14' Plug Door, GWS #136048
- ATHG69377 HO 50' PC&F SS Box w/14' Plug Door, GWS #136081
- ATHG69378 HO 50' PC&F SS Box w/14' Plug Door, GWS #138005
- ATHG69379 HO 50' PC&F SS Box w/14' Plug Door, GWS #138058

North Shore Railroad



Era: Early 2000s+

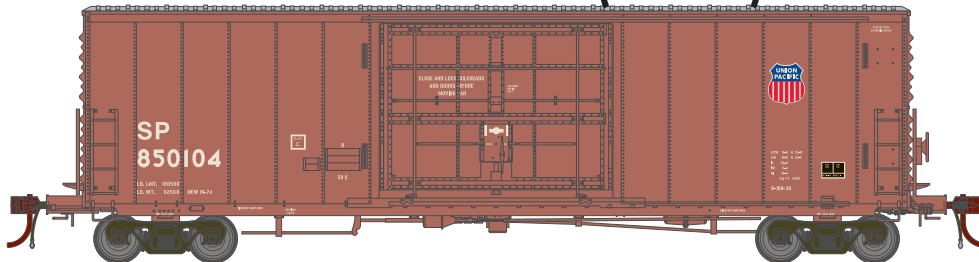


- ATHG69380 HO 50' PC&F SS Box w/14' Plug Door, NSHR #5511
- ATHG69381 HO 50' PC&F SS Box w/14' Plug Door, NSHR #5512
- ATHG69382 HO 50' PC&F SS Box w/14' Plug Door, NSHR #5556

Union Pacific* (ex SP)

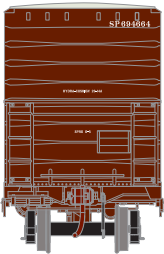


Era: Early 2000s+

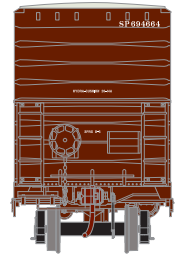
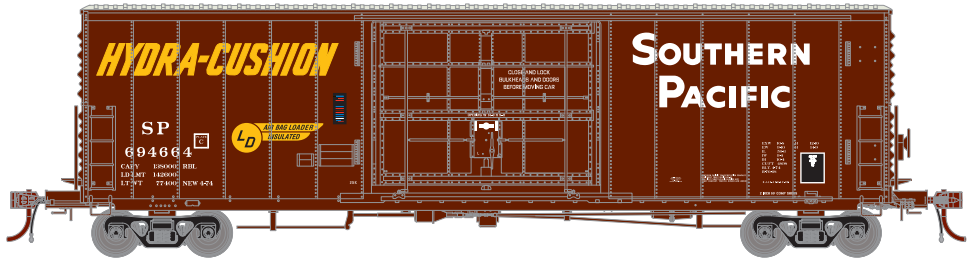


- ATHG69383 HO 50' PC&F SS Box w/14' Plug Door, UP/SP #850104
- ATHG69384 HO 50' PC&F SS Box w/14' Plug Door, UP/SP #850110
- ATHG69385 HO 50' PC&F SS Box w/14' Plug Door, UP/SP #850173

Southern Pacific*



Era: 1974+



- ATHG69390 HO 50' PC&F SS Box w/14' Plug Door, SP #694664
- ATHG69391 HO 50' PC&F SS Box w/14' Plug Door, SP #699559
- ATHG69392 HO 50' PC&F SS Box w/14' Plug Door, SP #699638
- ATHG69393 HO 50' PC&F SS Box w/14' Plug Door, SP #699734

\$39.98SRP



These items are subject to Horizon's MAP policy
 * Union Pacific Licensed Product

Visit Your Local Retailer | Visit www.athearn.com | Call 1.800.338.4639

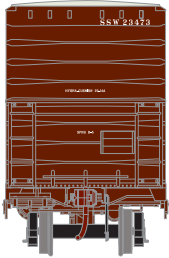


HO 50' PC&F 14' Plug Door Box


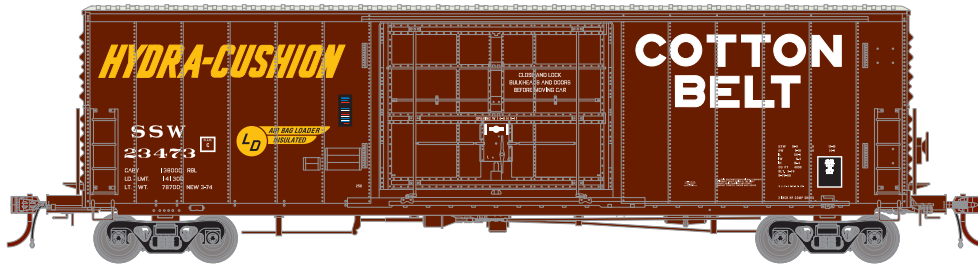
Announced 6.22.18
Orders Due: 7.27.18

Cotton Belt*

ETA: May 2019



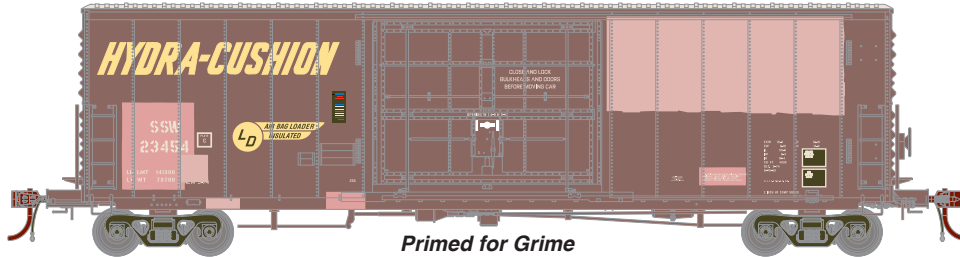
Era: 1974+




ATHG69386	HO 50' PC&F SS Box w/14' Plug Door, SSW #23473
ATHG69387	HO 50' PC&F SS Box w/14' Plug Door, SSW #23730
ATHG69388	HO 50' PC&F SS Box w/14' Plug Door, SSW #23847
ATHG69389	HO 50' PC&F SS Box w/14' Plug Door, SSW #24012



Era: Early 2000s+



Primed for Grime



ATHG69394	HO 50' PC&F SS Box w/14' Plug Door, SSW/Patched #23454
ATHG69395	HO 50' PC&F SS Box w/14' Plug Door, SSW/Patched #23491


Cotton Belt* ex GWSR



Era: Early 2000s+



Primed for Grime



ATHG69396	HO 50' PC&F SS Box w/14' Plug Door, SSW/GWS #23702
ATHG69397	HO 50' PC&F SS Box w/14' Plug Door, SSW/GWS #23722
ATHG69398	HO 50' PC&F SS Box w/14' Plug Door, SSW/GWS #23785
ATHG69399	HO 50' PC&F SS Box w/14' Plug Door, SSW/GWS #23792

All Road Names

GENESIS FREIGHT CAR FEATURES:

- Fully-assembled and ready-to-run out of the box
- Accurately painted and printed for prototypical realism
- Highly-detailed, injection-molded body
- Separate wireform grab irons, etched metal coupler platforms
- Coupler lift bars, trainline hoses, brake hoses, and hardware
- Full underframe detail: air brake reservoir, control valve, and brake cylinder with plumbing and brake rod details
- Trucks with animated rotating bearing caps
- Machined metal wheels with RP25 contours operate on all popular brands of track
- Weighted for trouble free operation
- Body-mounted, McHenry operating scale knuckle couplers
- Window packaging for easy viewing, plus interior plastic blister safely holds the model for convenient storage
- Replacement parts available

• Multiple road numbers

FREIGHT CAR FEATURES:

- New road numbers and paint schemes
- Fully detailed full cushion underframe
- Separately applied door closure rods, side ladders, metal grab irons and etched metal end platforms
- 70-Ton roller bearing trucks
- Era: early 1960s to present
- Minimum radius: 18"
- Recommended radius: 22"

PRIMED FOR GRIME MODELS FEATURE:

- Duplicated look and feel of "In Service" equipment; "Tattered and Torn" just like the real thing
- Faded base colors matched to the prototype
- Patches applied and shaped per road number matching each corresponding side to the prototype
- Perfect starting point for adding grime and rust



#Ready2Rust

\$39.98SRP

These items are subject to Horizon's MAP policy
* Union Pacific Licensed Product



Visit Your Local Retailer | Visit www.athearn.com | Call 1.800.338.4639