

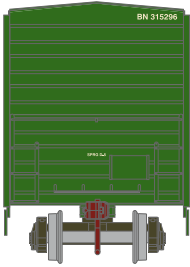


N 50' FMC Combo Door Box

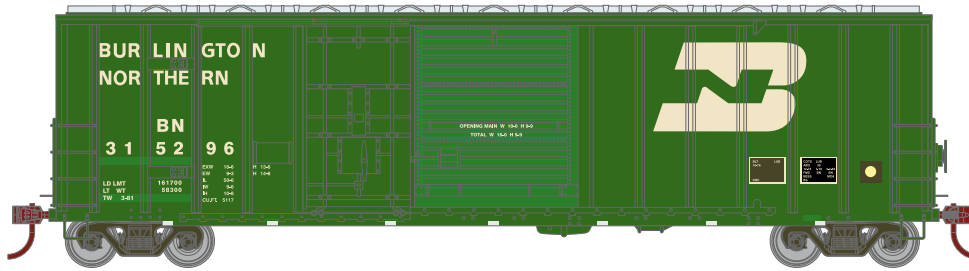
Announced 9.29.17
Orders Due: 10.27.17

ETA: September 2018


Burlington Northern




Era: 1981+



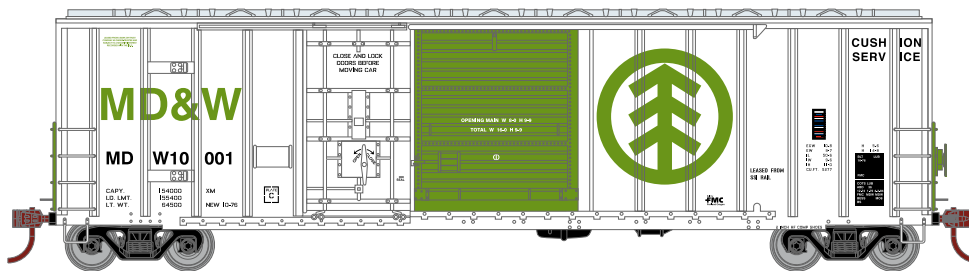
ATH24564 N 50' FMC Combo Door Box, BN #315296
 ATH24565 N 50' FMC Combo Door Box, BN #315297
 ATH24566 N 50' FMC Combo Door Box, BN #315299



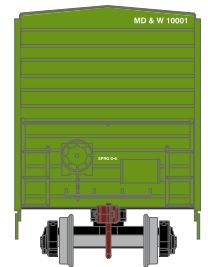
Minnesota, Dakota & Western



Era: 1976+



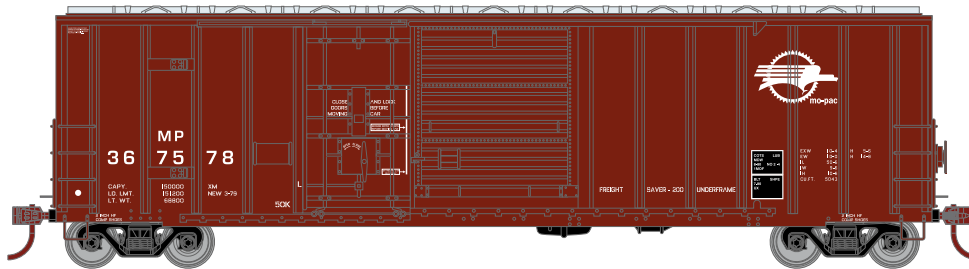
ATH24567 N 50' FMC Combo Door Box, MD&W #10001
 ATH24568 N 50' FMC Combo Door Box, MD&W #10005
 ATH24569 N 50' FMC Combo Door Box, MD&W #10009



Missouri Pacific*



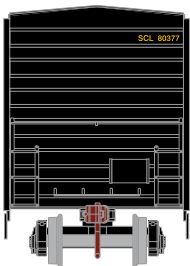
Era: 1979+



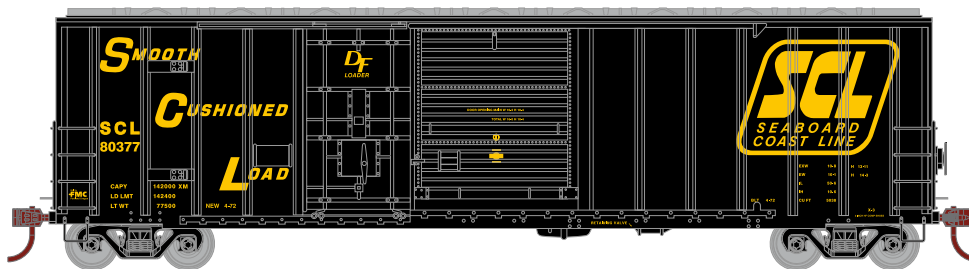
ATH24570 N 50' FMC Combo Door Box, MP #367578
 ATH24571 N 50' FMC Combo Door Box, MP #367904
 ATH24572 N 50' FMC Combo Door Box, MP #368225



Seaboard Coast Line



Era: 1972+



ATH24573 N 50' FMC Combo Door Box, SCL #80377
 ATH24574 N 50' FMC Combo Door Box, SCL #80380
 ATH24575 N 50' FMC Combo Door Box, SCL #80385



\$22.98 SRP



Visit Your Local Retailer | Visit www.athearn.com | Call 1.800.338.4639

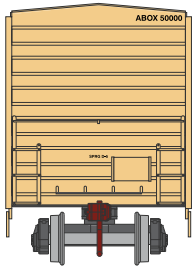


N 50' FMC Combo Door Box

Announced 9.29.17
Orders Due: 10.27.17

ETA: September 2018


Railbox



Era: 2005+



Primed for Grime



ATH24576
ATH24577
ATH24578

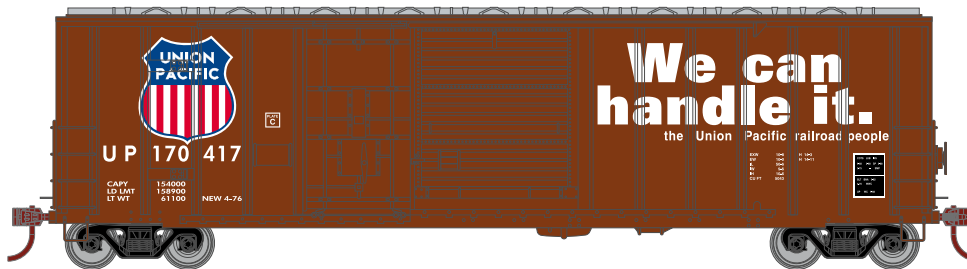
N 50' FMC Combo Door Box, Rail Box #50000
N 50' FMC Combo Door Box, Rail Box #50026
N 50' FMC Combo Door Box, Rail Box #50031

These models represent the battered and faded appearance of typical modern-era Railbox cars. They are still a common sight in all types of mixed trains.

Union Pacific*



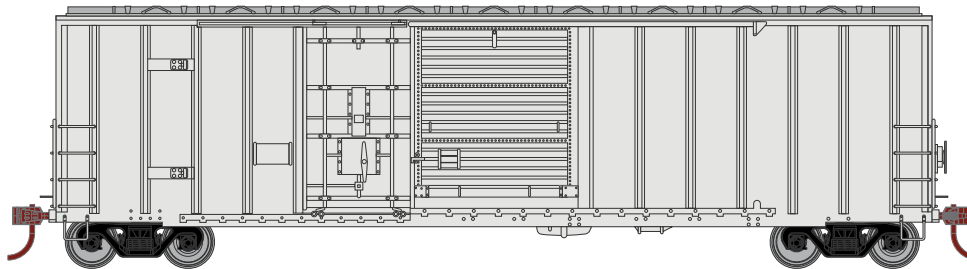
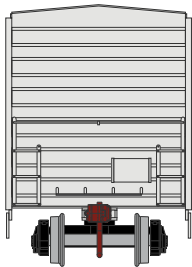
Era: 1976+



ATH24579
ATH24580
ATH24581

N 50' FMC Combo Door Box, UP #170417
N 50' FMC Combo Door Box, UP #170431
N 50' FMC Combo Door Box, UP #170444

Undecorated



ATH24563 N 50' FMC Combo Door Box, Undecorated

All Road Names

PROTOTYPE AND BACKGROUND INFO:

It was the mid 1970s, and the incentive per diem box car boom was just beginning. New, brightly painted box cars seemed to appear overnight. Many were lettered for various short lines. FMC (Food Machinery Corporation) was a significant builder of many of these cars. The 50' outside post, non-terminating end box car, became the foundation for new per diem cars built in the 1970s. The 50' FMC cars also varied in door configuration and style to better suit each customer. These models can still be seen today in the modern railroading scene.

MODEL FEATURES:

- Scale profile brake wheel
- Roller bearing trucks
- Fully-assembled and ready-to-run out of the box
- Accurately painted and printed
- Highly detailed, injection molded body
- Machined metal wheels
- Screw mounted trucks
- Body mounted McHenry knuckle couplers
- Weighted for trouble free operation
- Clear plastic jewel box for convenient storage
- Operates on Code 55 and 80 rail
- Minimum radius: 9 3/4"

\$22.98SRP



Visit Your Local Retailer | Visit www.athearn.com | Call 1.800.338.4639

* Union Pacific Licensed Product